

Water Quality Monitoring Location : TKW1

Date	Start Time	Weather	Water depth (cm)	Temperature (°C)		pH		DO (mg/L)		DO (%)		Turbidity (NTU)		Suspended Solids (mg/L)	
				Value	Average	Value	Average	Value	Average	Value	Average	Value	Average	Value	Average
02 January 2024	16:45	Fine	12	16.3	16.3	7.0	7.0	5.6	5.7	56.0	56.0	5.6	5.7	2.1	2.0
				16.3		7.0		5.7		55.9		5.7		1.9	
04 January 2024	18:09	Sunny	14	16.5	16.5	7.5	7.5	5.1	5.1	52.2	52.2	11.0	10.8	1.5	1.6
				16.5		7.5		5.1		52.2		10.5		1.6	
06 January 2024	17:31	Sunny	9	24.0	24.0	7.5	7.5	7.0	7.0	83.6	83.6	5.9	6.0	6.0	6.2
				24.0		7.5		7.0		83.6		6.0		6.4	
09 January 2024	16:15	Sunny	12	23.5	23.5	7.8	7.8	7.8	7.8	91.7	91.9	8.1	8.1	6.6	6.6
				23.5		7.8		7.8		92.1		8.1		6.6	
11 January 2024	17:20	Sunny	14	24.9	24.9	7.7	7.7	7.8	7.8	95.5	95.3	4.3	4.3	6.4	6.5
				24.9		7.7		7.8		95.0		4.4		6.5	
13 January 2024	13:31	Fine	12	23.8	23.7	7.3	7.4	7.5	7.6	89.4	90.0	2.1	2.1	6.6	7.1
				23.7		7.4		7.7		90.6		2.1		7.6	
16 January 2024	16:50	Fine	10	26.1	26.1	7.2	7.2	7.4	7.4	91.5	91.4	7.6	7.7	4.0	4.0
				26.2		7.2		7.4		91.2		7.7		4.0	
18 January 2024	17:33	Sunny	14	24.5	24.6	7.2	7.2	6.9	6.9	83.6	83.4	15.2	15.5	18.0	18.0
				24.6		7.2		6.9		83.1		15.7		18.0	
20 January 2024	15:57	Sunny	14	17.3	17.3	7.2	7.2	4.4	4.4	46.3	46.2	7.7	7.8	17.0	17.5
				17.3		7.2		4.4		46.1		7.8		18.0	
23 January 2024	16:17	Cloudy	9	19.1	19.1	7.3	7.3	5.0	5.0	53.7	53.7	10.8	10.5	2.8	2.9
				19.1		7.3		5.0		53.7		10.2		3.0	
25 January 2024	18:03	Fine	9	18.6	18.6	7.1	7.1	7.2	7.2	77.3	77.4	11.0	10.6	6.7	6.8
				18.6		7.1		7.2		77.4		10.1		6.8	
27 January 2024	15:26	Cloudy	12	21.0	21.0	8.0	8.0	6.3	6.3	70.5	70.5	4.7	4.7	5.4	5.6
				21.0		8.0		6.3		70.5		4.6		5.7	
30 January 2024	12:48	Cloudy	10	20.9	20.9	7.9	7.9	3.0	3.0	33.6	33.2	8.7	8.8	1.3	1.4
				20.9		7.9		2.9		32.8		8.8		1.5	

Water Quality Monitoring Location : TKW

Date	Start Time	Weather	Water depth (cm)	Temperature (°C)		pH		DO (mg/L)		DO (%)		Turbidity (NTU)		Suspended Solids (mg/L)	
				Value	Average	Value	Average	Value	Average	Value	Average	Value	Average	Value	Average
02 January 2024	16:53	Fine	12	16.2	16.2	7.0	7.0	5.4	5.4	54.7	54.7	5.8	5.8	2.2	2.3
				16.2		7.0		5.4		54.7		5.8		2.3	
04 January 2024	18:19	Sunny	14	16.5	16.5	7.4	7.4	5.1	5.1	52.6	52.6	10.5	10.2	2.0	2.0
				16.5		7.4		5.1		52.5		10.0		1.9	
06 January 2024	17:47	Sunny	10	24.1	24.1	7.5	7.5	6.8	6.8	81.5	81.5	6.0	6.0	5.5	5.7
				24.1		7.5		6.8		81.5		6.0		5.9	
09 January 2024	16:28	Sunny	11	23.4	23.4	7.5	7.5	7.8	7.8	92.3	92.3	7.2	7.1	6.4	6.6
				23.4		7.5		7.8		92.2		7.1		6.8	
11 January 2024	17:30	Sunny	12	24.8	24.8	7.7	7.7	7.6	7.6	92.1	92.1	4.9	4.8	5.7	5.5
				24.8		7.7		7.6		92.1		4.8		5.3	
13 January 2024	13:35	Fine	16	22.9	23.0	7.4	7.4	7.7	7.6	89.4	89.0	1.7	1.6	12.0	13.0
				23.0		7.4		7.6		88.6		1.6		14.0	
16 January 2024	17:02	Fine	14	25.7	25.8	7.3	7.3	7.5	7.5	92.3	92.3	6.9	6.9	12.0	12.5
				25.8		7.3		7.5		92.3		6.9		13.0	
18 January 2024	16:50	Sunny	10	24.3	24.3	7.3	7.3	7.7	7.6	91.8	90.8	20.9	20.2	14.0	14.5
				24.3		7.3		7.5		89.7		19.4		15.0	
20 January 2024	16:03	Sunny	10	17.3	17.3	7.2	7.2	4.4	4.4	46.0	45.8	9.9	10.1	17.0	16.5
				17.3		7.2		4.4		45.5		10.3		16.0	
23 January 2024	16:22	Cloudy	11	19.1	19.1	7.2	7.2	5.0	5.0	53.6	53.8	11.1	11.7	5.2	5.5
				19.2		7.2		5.0		54.0		12.2		5.7	
25 January 2024	18:17	Fine	10	18.8	18.8	7.2	7.2	3.4	3.4	36.0	36.3	9.2	9.2	6.6	6.6
				18.7		7.2		3.4		36.5		9.2		6.6	
27 January 2024	15:30	Cloudy	13	20.9	20.9	8.0	8.0	6.3	6.3	70.6	70.6	4.7	4.7	6.0	6.1
				20.9		8.0		6.3		70.5		4.6		6.2	
30 January 2024	12:52	Cloudy	12	21.0	21.0	8.0	8.0	2.8	2.7	31.0	30.9	8.3	8.3	1.2	1.1
				21.0		8.0		2.7		30.8		8.3		1.0	

Water Quality Monitoring Location : U1

Date	Start Time	Weather	Water depth (cm)	Temperature (°C)		pH		DO (mg/L)		DO (%)		Turbidity (NTU)		Suspended Solids (mg/L)	
				Value	Average	Value	Average	Value	Average	Value	Average	Value	Average	Value	Average
02 January 2024	16:05	Fine	3	16.4	16.4	7.2	7.2	7.8	7.8	80.0	80.0	7.1	7.1	1.4	1.6
				16.4		7.2		7.8		80.0		7.1		1.8	
04 January 2024	17:14	Sunny	4	17.9	17.9	7.6	7.6	5.9	5.9	62.3	62.1	5.8	5.7	7.3	7.6
				17.9		7.6		5.9		61.8		5.6		7.9	
06 January 2024	16:41	Sunny	2	24.6	24.6	7.7	7.7	4.1	4.1	49.5	49.2	1.8	1.8	1.2	1.2
				24.6		7.7		4.1		48.8		1.9		1.1	
09 January 2024	15:39	Sunny	4	23.7	23.7	8.6	8.3	7.4	7.3	87.2	86.2	4.4	4.4	1.9	1.7
				23.7		8.1		7.2		85.2		4.3		1.4	
11 January 2024	16:34	Sunny	2	24.4	24.4	7.4	7.4	8.1	8.1	96.6	96.6	1.9	1.9	5.3	5.4
				24.4		7.4		8.1		96.6		1.9		5.4	
13 January 2024	14:00	Fine	3	25.7	25.7	7.3	7.3	6.3	6.3	76.7	77.3	2.9	3.0	1.3	1.4
				25.6		7.3		6.3		77.8		3.1		1.5	
16 January 2024	15:28	Fine	3	26.2	26.2	7.7	7.7	4.8	4.9	59.9	60.1	7.2	7.1	1.2	1.4
				26.2		7.7		4.9		60.2		7.1		1.5	
18 January 2024	16:01	Sunny	2	25.0	25.0	7.8	7.8	6.4	6.4	77.7	77.3	4.6	4.7	8.7	8.9
				25.0		7.8		6.4		76.8		4.8		9.0	
20 January 2024	14:54	Sunny	3	18.7	18.7	7.3	7.3	5.8	5.8	61.5	61.8	7.9	7.9	8.5	9.1
				18.7		7.3		5.8		62.1		7.9		9.7	
23 January 2024	15:34	Cloudy	4	20.3	20.3	7.4	7.4	6.0	6.0	67.0	67.0	5.6	5.5	2.4	2.6
				20.3		7.4		6.1		66.9		5.5		2.7	
25 January 2024	17:30	Fine	5	19.9	19.9	7.6	7.6	6.2	6.2	68.0	67.9	5.5	5.5	1.3	1.3
				19.9		7.5		6.2		67.8		5.5		1.3	
27 January 2024	14:18	Cloudy	2	21.2	21.2	7.3	7.3	6.0	6.0	67.0	67.1	9.1	9.1	1.0	1.0
				21.2		7.3		6.0		67.2		9.0		1.0	
30 January 2024	11:22	Cloudy	4	19.8	19.8	7.1	7.1	6.9	6.9	75.4	75.3	9.3	9.4	1.7	1.8
				19.9		7.1		6.9		75.1		9.5		1.8	

Water Quality Monitoring Location : SW

Date	Start Time	Weather	Water depth (cm)	Temperature (°C)		pH		DO (mg/L)		DO (%)		Turbidity (NTU)		Suspended Solids (mg/L)	
				Value	Average	Value	Average	Value	Average	Value	Average	Value	Average	Value	Average
02 January 2024	16:28	Fine	9	16.2	16.2	7.2	7.2	5.6	5.6	56.8	56.9	4.5	4.4	2.2	2.1
				16.7		7.2		5.6		56.9		4.4		2.0	
04 January 2024	17:47	Sunny	6	16.7	16.7	7.4	7.3	5.4	5.4	56.0	55.3	7.1	7.1	2.5	2.5
				16.7		7.3		5.4		55.3		7.2		2.4	
06 January 2024	17:14	Sunny	5	24.2	24.2	7.6	7.6	2.5	2.5	29.2	29.5	1.5	1.4	5.4	5.4
				24.2		7.6		2.5		29.5		1.3		5.4	
09 January 2024	16:04	Sunny	9	23.5	23.5	7.8	7.8	7.9	7.9	92.6	92.6	1.2	1.2	5.3	5.3
				23.5		7.8		7.9		92.6		1.1		5.3	
11 January 2024	17:03	Sunny	7	24.4	24.4	7.7	7.7	7.7	7.7	91.6	91.6	1.4	1.4	2.5	2.6
				24.4		7.7		7.7		91.6		1.4		2.7	
13 January 2024	13:18	Fine	8	25.4	25.4	7.6	7.5	7.9	7.9	96.8	96.6	11.4	10.9	37.0	36.5
				25.4		7.5		7.9		96.3		10.4		36.0	
16 January 2024	15:55	Fine	6	24.6	24.6	7.3	7.3	3.1	3.1	37.1	37.6	7.9	7.9	32.0	32.5
				24.6		7.3		3.2		38.0		7.8		33.0	
18 January 2024	16:27	Sunny	8	24.3	24.3	7.0	7.0	7.4	7.4	88.6	88.3	4.9	4.9	4.6	4.6
				24.4		7.0		7.3		87.9		4.8		4.6	
20 January 2024	15:32	Sunny	10	19.1	19.1	7.0	7.0	4.2	4.2	45.3	45.3	9.4	9.4	14.0	14.5
				19.1		7.0		4.2		45.2		9.4		15.0	
23 January 2024	15:59	Cloudy	10	20.7	20.8	7.5	7.5	4.8	4.9	53.9	54.5	4.7	4.6	1.1	1.2
				20.9		7.5		4.9		55.1		4.6		1.3	
25 January 2024	17:53	Fine	5	19.5	19.5	7.2	7.2	7.0	7.0	76.0	76.2	6.2	6.2	1.0	1.0
				19.5		7.2		7.0		76.3		6.2		1.0	
27 January 2024	14:43	Cloudy	9	20.7	20.7	7.2	7.2	3.8	3.8	42.0	41.8	4.7	4.7	1.2	1.1
				20.7		7.2		3.7		41.6		4.7		1.0	
30 January 2024	11:46	Cloudy	6	20.8	20.8	6.6	6.6	7.2	7.2	74.2	74.3	4.8	4.7	1.3	1.4
				20.8		6.6		7.2		74.3		4.6		1.4	

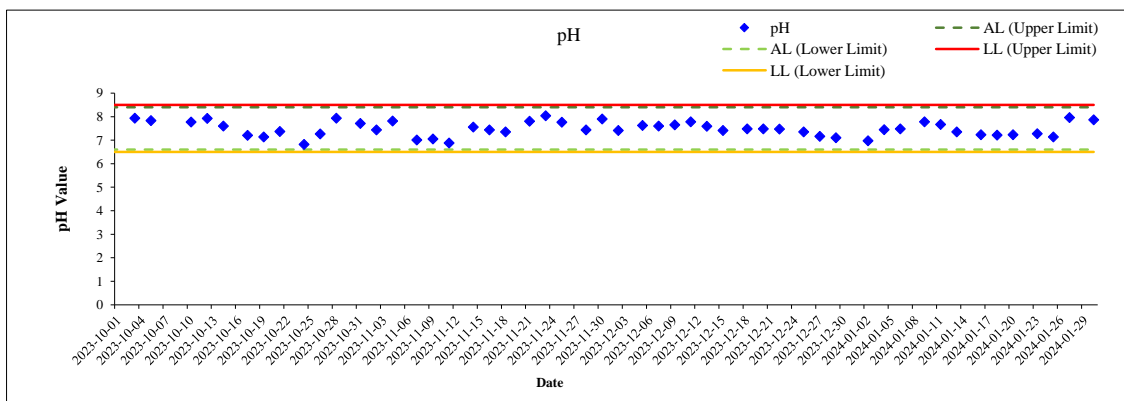
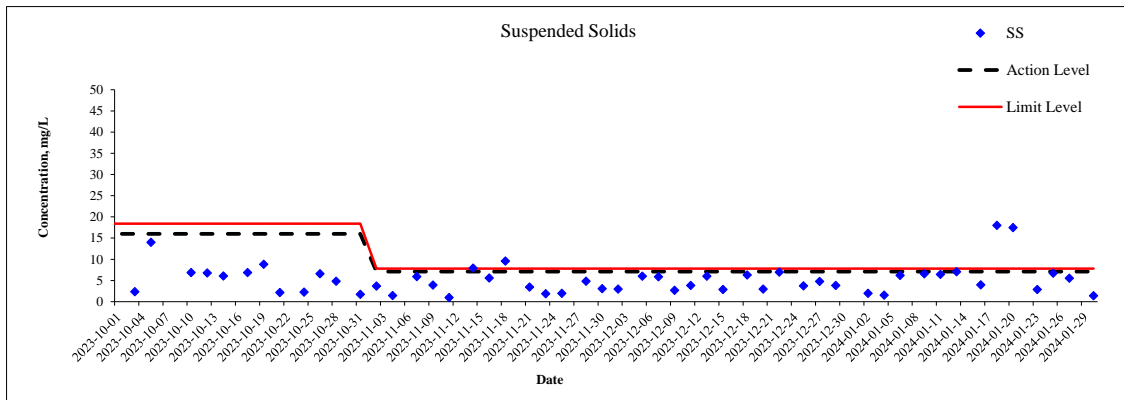
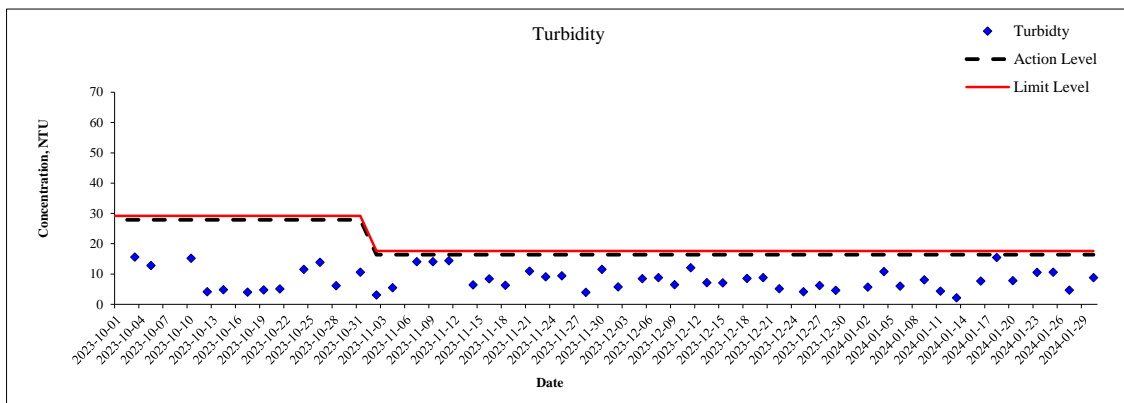
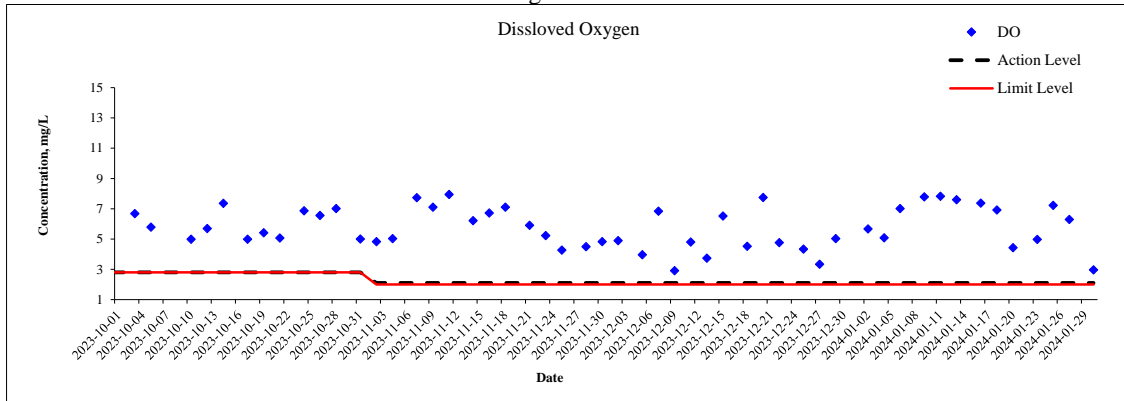
Water Quality Monitoring Location : U2

Date	Start Time	Weather	Water depth (cm)	Temperature (°C)		pH		DO (mg/L)		DO (%)		Turbidity (NTU)		Suspended Solids (mg/L)	
				Value	Average	Value	Average	Value	Average	Value	Average	Value	Average	Value	Average
02 January 2024	16:16	Fine	23	16.2	16.2	7.0	7.0	3.9	3.9	39.6	40.0	5.8	5.9	2.7	2.4
				16.2		7.0		4.0		40.4		5.9		2.1	
04 January 2024	17:30	Sunny	29	17.6	17.6	7.5	7.5	2.8	2.8	29.2	29.0	5.2	5.3	1.0	1.0
				17.6		7.5		2.8		28.8		5.4		1.0	
06 January 2024	16:57	Sunny	26	24.6	24.6	7.7	7.7	7.6	7.6	91.0	91.1	1.7	1.7	1.8	1.7
				24.6		7.7		7.6		91.1		1.6		1.5	
09 January 2024	15:52	Sunny	24	23.7	23.7	7.9	7.9	7.3	7.2	86.1	85.5	3.7	3.6	3.2	3.3
				23.7		8.0		7.2		84.9		3.5		3.3	
11 January 2024	16:48	Sunny	30	24.4	24.4	7.6	7.6	7.5	7.5	89.8	89.8	3.0	3.0	4.1	4.2
				24.4		7.6		7.5		89.8		2.9		4.2	
13 January 2024	14:13	Fine	25	23.7	23.6	7.2	7.2	7.1	7.1	83.5	83.4	2.1	2.0	1.5	1.5
				23.6		7.2		7.1		83.3		2.0		1.4	
16 January 2024	15:37	Fine	25	25.6	25.6	7.5	7.5	6.4	6.4	77.9	78.0	7.2	7.2	1.2	1.3
				25.6		7.5		6.4		78.0		7.1		1.3	
18 January 2024	16:16	Sunny	29	24.2	24.2	7.2	7.2	6.2	6.1	73.3	73.0	8.3	8.2	1.9	1.7
				24.1		7.2		6.1		72.7		8.1		1.5	
20 January 2024	15:16	Sunny	29	18.9	18.9	7.1	7.2	6.7	6.6	72.0	71.5	8.7	8.7	1.2	1.4
				18.8		7.2		6.6		70.9		8.7		1.6	
23 January 2024	15:44	Cloudy	28	20.0	20.0	7.3	7.3	6.1	6.1	67.4	67.4	6.2	6.2	2.1	2.3
				20.0		7.3		6.1		67.3		6.2		2.4	
25 January 2024	17:37	Fine	26	20.0	20.0	7.7	7.7	7.1	7.0	77.7	77.6	4.8	4.8	1.4	1.4
				20.0		7.7		7.0		77.5		4.8		1.3	
27 January 2024	14:30	Cloudy	30	20.9	20.9	7.2	7.2	5.9	5.9	65.6	65.7	9.3	9.3	1.9	2.0
				20.9		7.2		5.9		65.7		9.3		2.1	
30 January 2024	11:35	Cloudy	27	19.8	19.8	7.2	7.2	6.8	6.8	73.9	74.0	10.2	10.2	1.4	1.3
				19.8		7.2		6.8		74.1		10.1		1.2	

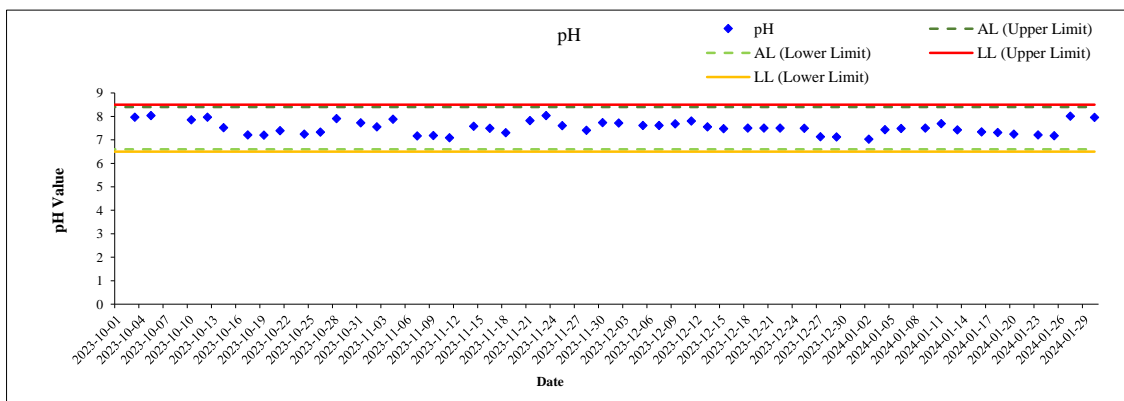
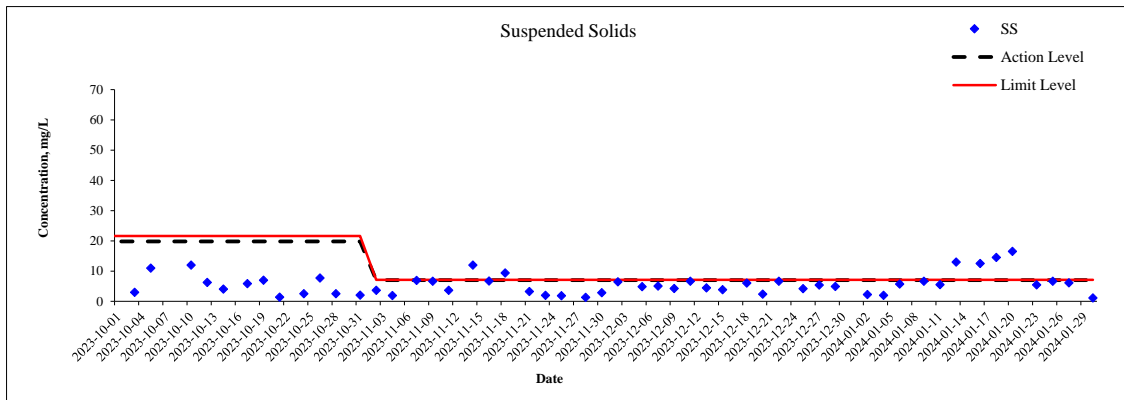
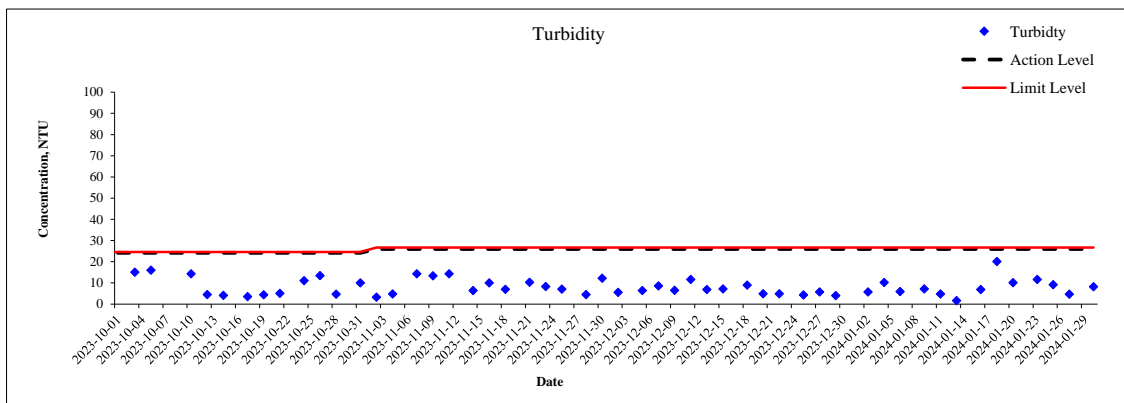
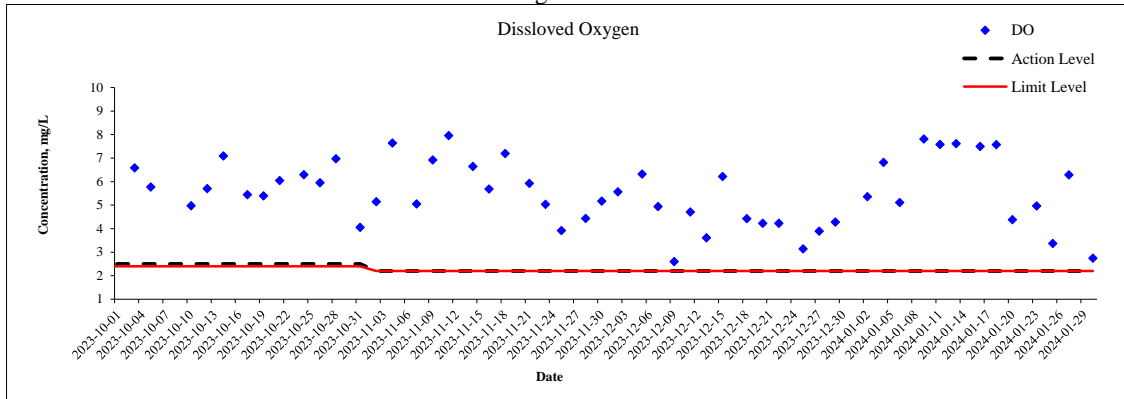
Water Quality Monitoring Location : HT

Date	Start Time	Weather	Water depth (cm)	Temperature (°C)		pH		DO (mg/L)		DO (%)		Turbidity (NTU)		Suspended Solids (mg/L)	
				Value	Average	Value	Average	Value	Average	Value	Average	Value	Average	Value	Average
02 January 2024	17:16	Fine	5	15.7	15.7	7.1	7.1	3.8	3.7	37.9	37.5	4.1	4.1	4.3	4.4
				15.7		7.1		3.7		37.0		4.0		4.4	
04 January 2024	17:06	Sunny	6	16.3	16.3	7.5	7.5	6.9	6.9	69.8	69.9	7.0	7.0	2.4	2.3
				16.3		7.5		6.9		70.0		7.1		2.1	
06 January 2024	17:57	Sunny	5	23.7	23.7	7.5	7.6	7.0	7.0	82.9	82.4	1.7	1.8	3.9	3.7
				23.7		7.6		6.9		81.8		1.9		3.5	
09 January 2024	16:41	Sunny	5	23.3	23.3	7.7	7.7	8.1	8.0	94.5	94.4	4.2	4.2	3.0	3.0
				23.3		7.7		8.0		94.3		4.2		3.0	
11 January 2024	17:49	Sunny	5	25.0	25.0	7.7	7.7	6.9	6.9	83.3	83.3	1.8	1.9	5.2	4.9
				25.0		7.7		6.9		83.3		2.0		4.6	
13 January 2024	13:48	Fine	3	22.9	22.9	7.3	7.3	7.6	7.6	88.7	88.6	6.6	6.5	1.7	1.9
				22.9		7.3		7.6		88.5		6.4		2.0	
16 January 2024	16:31	Fine	7	22.5	22.5	7.4	7.4	7.6	7.7	88.4	88.6	9.7	9.7	1.4	1.4
				22.5		7.5		7.7		88.8		9.7		1.3	
18 January 2024	17:39	Sunny	7	23.8	23.8	7.0	7.0	6.7	6.7	79.2	79.5	4.9	4.8	3.3	3.6
				23.8		7.0		6.7		79.7		4.8		3.8	
20 January 2024	15:45	Sunny	5	17.1	17.1	7.6	7.5	4.8	4.8	49.9	49.6	6.7	6.7	1.4	1.3
				17.1		7.5		4.7		49.2		6.8		1.1	
23 January 2024	16:40	Cloudy	6	20.3	20.3	7.4	7.3	4.2	4.1	46.0	45.5	5.1	5.1	1.2	1.3
				20.2		7.3		4.1		45.0		5.1		1.4	
25 January 2024	18:34	Fine	4	20.1	20.1	7.3	7.3	5.0	5.0	55.0	55.1	6.2	6.3	1.5	1.6
				20.1		7.3		5.0		55.2		6.4		1.6	
27 January 2024	15:12	Cloudy	7	20.6	20.6	7.1	7.1	3.1	3.1	34.3	34.7	4.2	4.1	1.0	1.0
				20.6		7.1		3.1		35.0		4.0		1.0	
30 January 2024	12:15	Cloudy	6	20.6	20.6	7.9	7.9	5.6	5.6	62.1	62.1	4.6	4.5	1.2	1.2
				20.6		7.9		5.6		62.0		4.5		1.1	

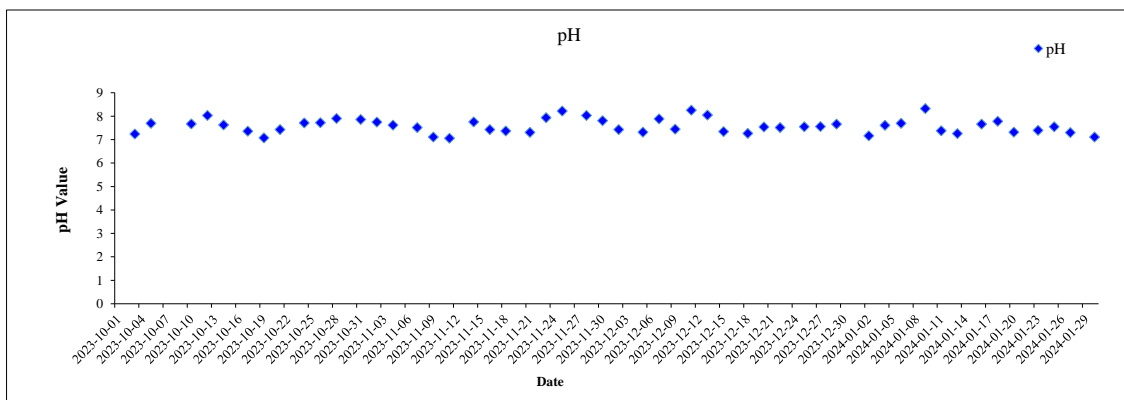
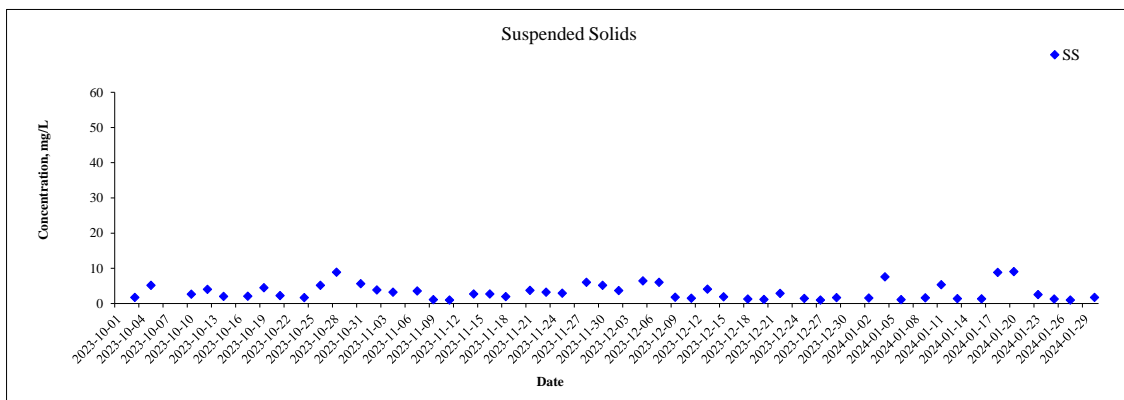
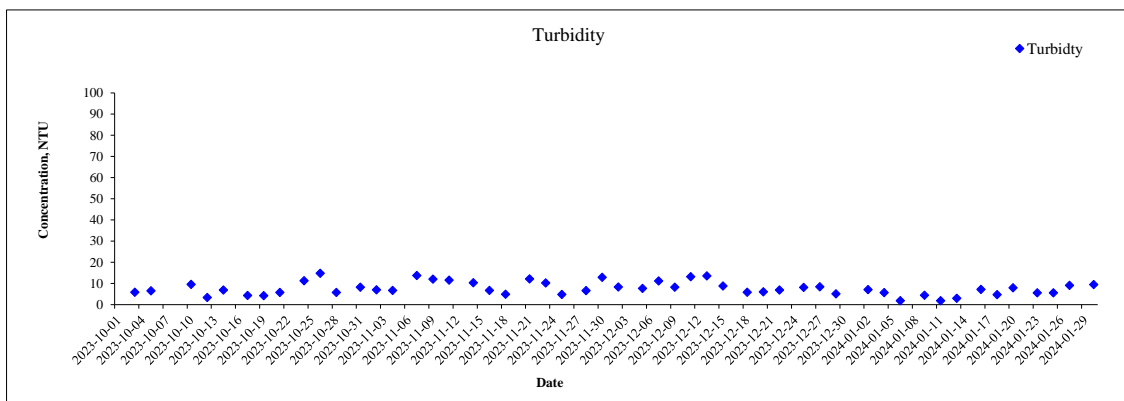
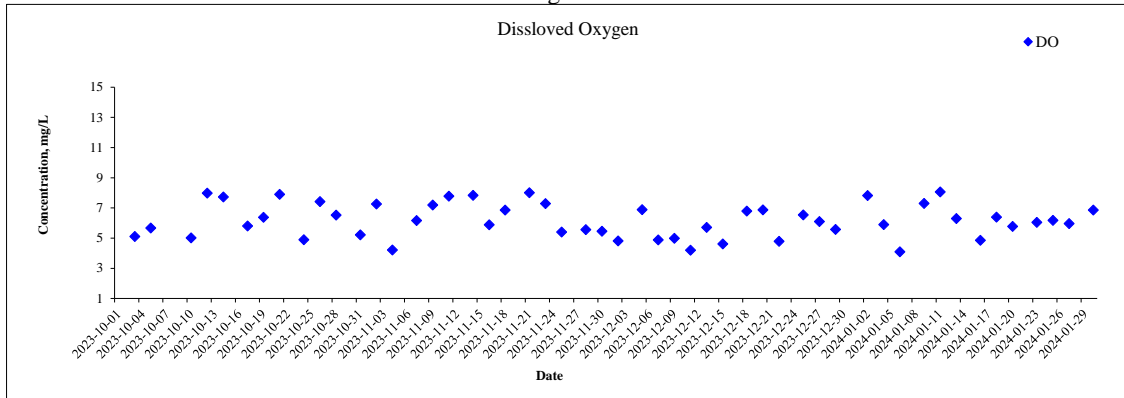
Monitoring Location: TKW1



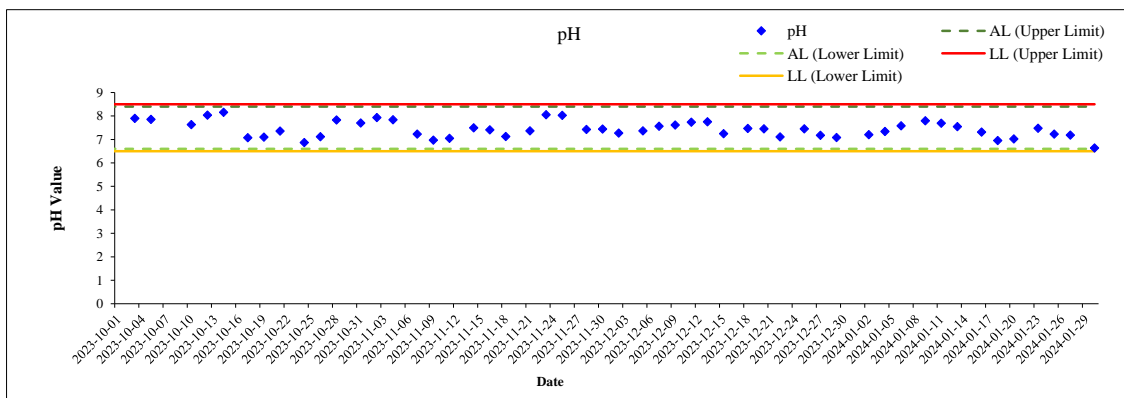
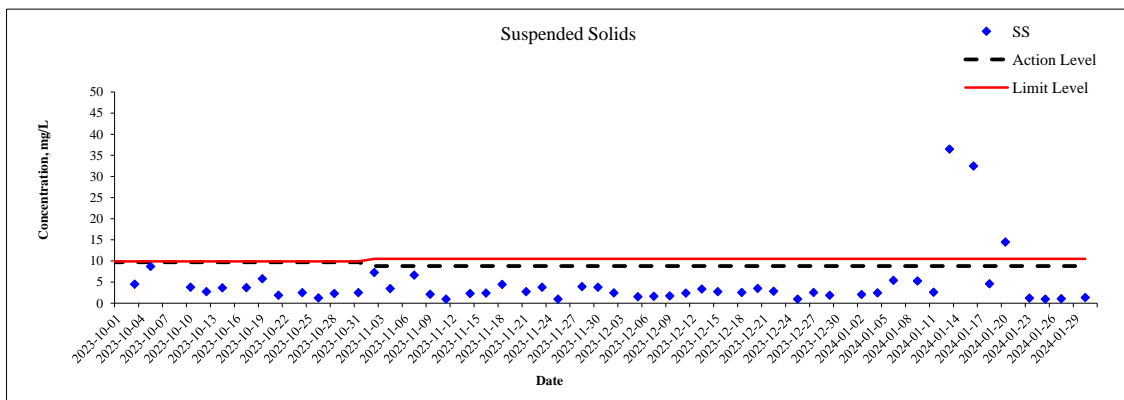
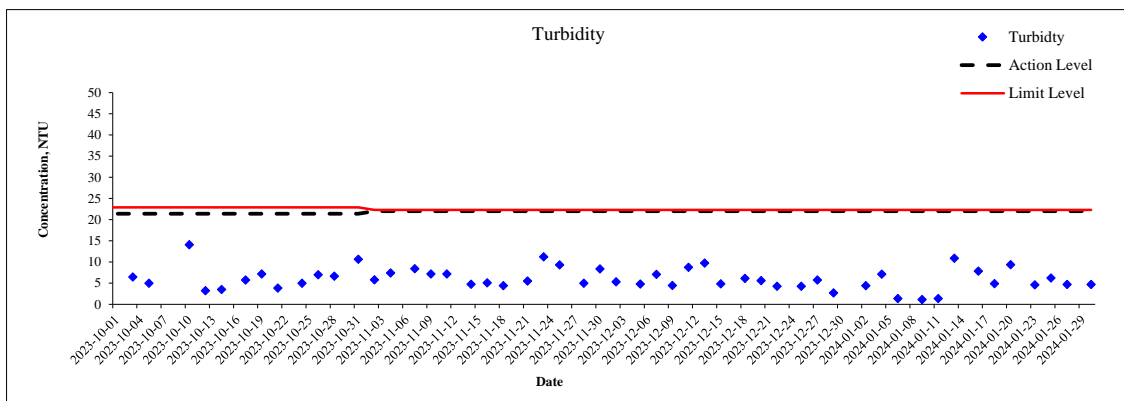
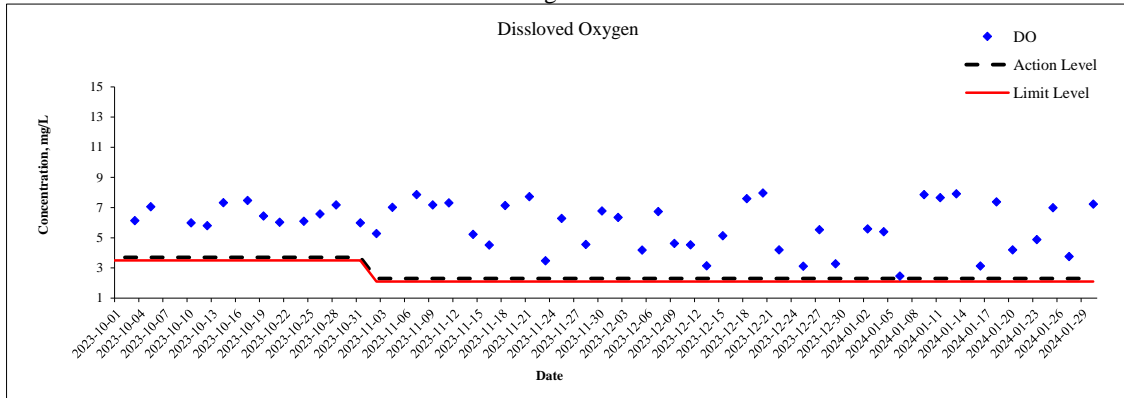
Monitoring Location: TKW



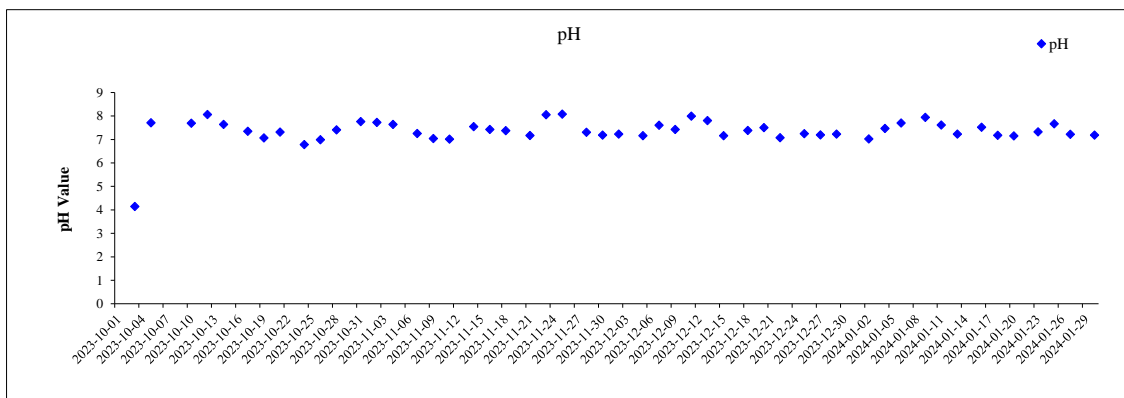
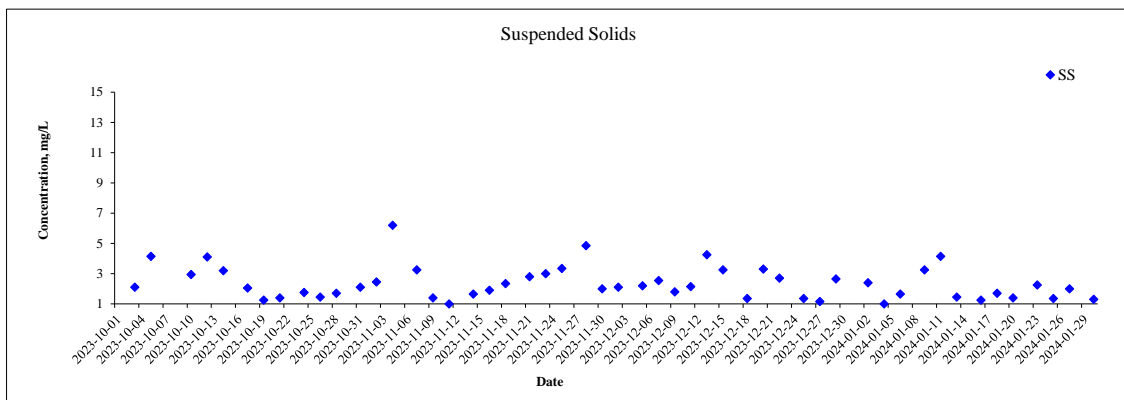
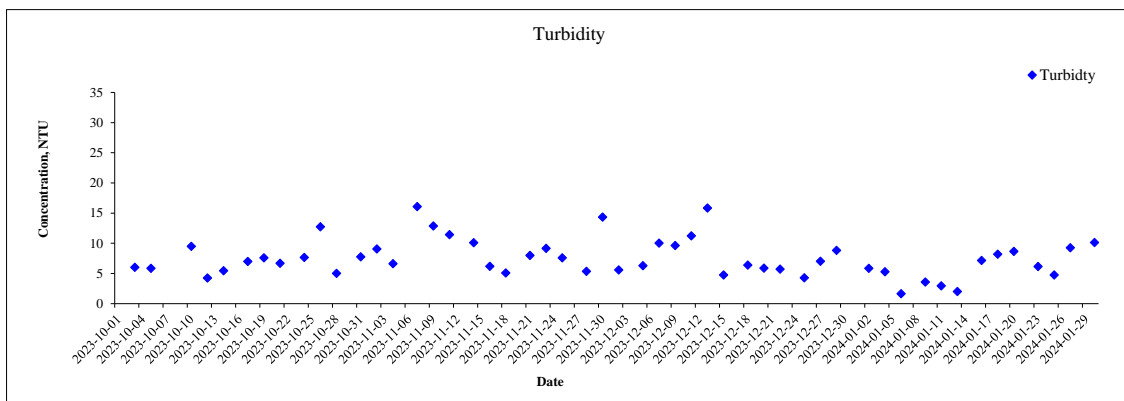
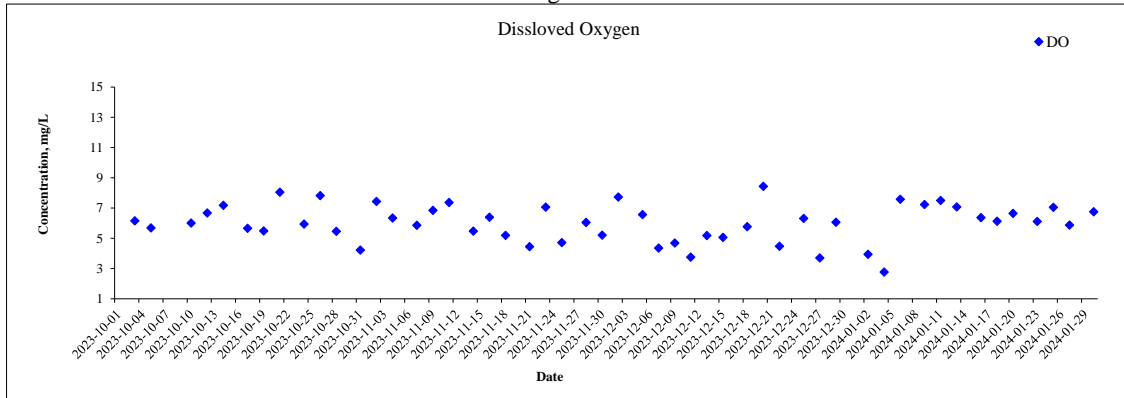
Monitoring Location: U1



Monitoring Location: SW



Monitoring Location: U2



Monitoring Location: HT

