

Water Quality Monitoring Location : TKW1

Date	Start Time	Weather	Water depth (cm)	Temperature (°C)		pH		DO (mg/L)		DO (%)		Turbidity (NTU)		Suspended Solids (mg/L)	
				Value	Average	Value	Average	Value	Average	Value	Average	Value	Average	Value	Average
04 September 2023	15:42	Sunny	13	23.9	23.9	7.5	7.4	3.9	3.8	45.8	45.4	19.5	19.8	3.1	2.7
				23.9		7.4		3.8		45.0		20.0		2.3	
06 September 2023	15:16	Sunny	8	24.4	24.4	7.9	7.9	6.6	6.6	78.8	78.8	14.6	14.5	12.0	12.0
				24.4		7.9		6.6		78.8		14.3		12.0	
09 September 2023	17:33	Cloudy	98	24.3	24.3	7.8	7.8	6.1	6.1	73.0	72.9	18.1	18.2	13.0	12.5
				24.3		7.9		6.1		72.7		18.3		12.0	
11 September 2023	15:54	Cloudy	12	23.9	23.9	7.4	7.4	3.7	3.7	44.1	44.0	23.4	23.2	9.2	8.7
				23.9		7.4		3.7		43.9		22.9		8.2	
13 September 2023	16:52	Fine	10	24.9	24.7	7.4	7.4	4.2	4.1	49.8	49.7	9.9	10.1	4.7	4.4
				24.5		7.4		4.1		49.6		10.2		4.0	
15 September 2023	15:53	Fine	11	25.3	25.3	7.3	7.3	5.1	5.1	62.3	62.4	13.4	13.2	10.0	9.9
				25.3		7.3		5.1		62.4		12.9		9.8	
19 September 2023	18:02	Sunny	10	25.5	25.5	7.3	7.3	4.2	4.2	51.1	51.1	6.7	6.7	3.0	2.8
				25.5		7.3		4.2		51.1		6.7		2.5	
21 September 2023	16:41	Sunny	8	26.1	26.1	7.4	7.4	5.2	5.2	64.1	64.1	9.4	9.4	2.0	2.1
				26.1		7.4		5.2		64.0		9.3		2.2	
23 September 2023	13:53	Sunny	13	26.9	26.9	8.1	8.1	5.0	5.0	62.6	62.6	7.0	7.0	3.6	3.7
				26.9		8.1		5.0		62.6		7.0		3.7	
25 September 2023	17:59	Sunny	13	26.9	26.9	8.2	8.2	5.0	5.0	62.2	62.2	7.2	7.2	2.5	2.6
				26.9		8.2		5.0		62.2		7.2		2.7	
27 September 2023	15:54	Sunny	14	29.5	29.5	7.9	7.8	6.0	6.0	78.3	78.4	4.7	4.7	2.6	2.8
				29.5		7.8		6.0		78.4		4.7		3.0	
29 September 2023	15:35	Sunny	11	27.1	26.6	8.1	8.0	5.5	5.4	69.0	67.9	6.9	6.9	1.0	1.0
				26.1		8.0		5.3		66.7		6.9		1.0	

Water Quality Monitoring Location : TKW

Date	Start Time	Weather	Water depth (cm)	Temperature (°C)		pH		DO (mg/L)		DO (%)		Turbidity (NTU)		Suspended Solids (mg/L)	
				Value	Average	Value	Average	Value	Average	Value	Average	Value	Average	Value	Average
04 September 2023	15:58	Sunny	10	23.4	23.4	7.1	7.1	4.0	4.0	47.2	46.6	19.6	20.3	1.1	1.3
				23.4		7.1		3.9		46.0		20.9		1.4	
06 September 2023	15:21	Sunny	13	24.4	24.4	8.0	7.9	6.7	6.7	80.0	79.8	16.1	16.2	10.0	9.3
				24.4		7.9		6.6		79.5		16.2		8.6	
09 September 2023	17:46	Cloudy	17	24.3	24.3	7.9	7.9	5.2	5.2	62.3	62.4	19.4	19.5	9.4	9.4
				24.3		7.9		5.2		62.4		19.6		9.3	
11 September 2023	16:01	Cloudy	12	23.9	23.9	7.4	7.4	3.7	3.6	43.4	43.1	22.9	23.3	5.7	6.4
				23.9		7.4		3.6		42.8		23.7		7.0	
13 September 2023	17:09	Fine	16	24.5	24.5	7.6	7.6	5.1	5.1	61.3	61.3	10.2	10.3	3.7	3.9
				24.5		7.6		5.1		61.3		10.4		4.0	
15 September 2023	16:02	Fine	11	25.3	25.3	7.4	7.3	5.1	5.1	62.0	62.0	12.5	12.4	3.4	4.0
				25.3		7.3		5.1		62.0		12.3		4.5	
19 September 2023	18:11	Sunny	11	25.5	25.5	7.3	7.3	4.2	4.2	50.8	50.9	6.4	6.5	2.8	2.6
				25.5		7.3		4.2		50.9		6.5		2.3	
21 September 2023	16:50	Sunny	14	26.2	26.2	7.4	7.4	5.1	5.1	63.6	63.6	7.9	7.9	1.5	1.6
				26.2		7.4		5.1		63.6		7.9		1.6	
23 September 2023	14:03	Sunny	13	26.9	26.9	8.1	8.1	5.0	5.0	62.6	62.6	6.5	6.5	3.7	3.8
				26.9		8.1		5.0		62.5		6.5		3.9	
25 September 2023	18:13	Sunny	13	26.8	26.8	8.4	8.3	4.9	4.9	61.8	61.8	7.0	7.0	1.9	1.8
				26.8		8.3		4.9		61.8		7.1		1.7	
27 September 2023	15:58	Sunny	13	29.5	29.5	7.9	7.9	5.9	5.9	77.9	78.0	4.5	4.6	3.5	3.5
				29.5		7.9		5.9		78.0		4.6		3.5	
29 September 2023	15:30	Sunny	14	26.2	26.1	7.9	8.0	5.3	5.3	65.2	65.5	8.3	8.4	1.6	1.8
				26.0		8.0		5.3		65.8		8.4		1.9	

Water Quality Monitoring Location : UI

Date	Start Time	Weather	Water depth (cm)	Temperature (°C)		pH		DO (mg/L)		DO (%)		Turbidity (NTU)		Suspended Solids (mg/L)	
				Value	Average	Value	Average	Value	Average	Value	Average	Value	Average	Value	Average
04 September 2023	15:04	Sunny	2	31.4	31.4	8.2	8.1	6.2	6.2	84.3	83.9	4.9	4.8	2.0	1.9
				31.4		8.1		6.2		83.5		4.8		1.8	
06 September 2023	14:42	Sunny	2	24.2	24.2	7.9	7.9	6.4	6.4	76.0	76.0	11.4	11.1	13.0	13.0
				24.2		7.9		6.4		76.0		10.8		13.0	
09 September 2023	17:04	Cloudy	2	24.3	24.3	8.0	8.0	5.0	5.0	59.6	59.7	9.5	9.4	3.6	3.9
				24.3		8.0		5.0		59.7		9.4		4.1	
11 September 2023	15:03	Cloudy	2	24.0	24.0	7.8	7.8	7.5	7.5	88.9	88.8	13.6	13.9	3.9	4.2
				24.0		7.8		7.5		88.7		14.2		4.5	
13 September 2023	16:07	Fine	2	24.8	24.8	7.5	7.5	5.8	5.7	69.4	68.8	8.0	8.0	4.8	5.1
				24.8		7.5		5.7		68.2		8.0		5.4	
15 September 2023	15:12	Fine	2	25.6	25.6	7.2	7.2	5.7	5.8	69.8	70.4	5.7	5.7	2.9	3.1
				25.6		7.2		5.8		71.0		5.7		3.2	
19 September 2023	17:21	Sunny	2	26.8	26.8	7.5	7.5	5.7	5.7	71.3	70.9	5.9	5.9	3.6	3.4
				26.8		7.5		5.6		70.4		5.9		3.2	
21 September 2023	16:24	Sunny	2	26.3	26.2	7.0	7.0	5.3	5.3	65.9	66.0	6.4	6.4	2.8	2.7
				26.2		7.0		5.3		66.0		6.5		2.6	
23 September 2023	13:15	Sunny	2	28.9	28.9	7.2	7.2	6.2	6.2	80.3	80.1	7.8	7.9	2.7	2.6
				28.9		7.2		6.2		79.9		8.0		2.4	
25 September 2023	17:23	Sunny	2	26.8	26.8	8.1	8.1	4.9	5.0	62.0	62.2	8.5	8.5	5.2	5.1
				26.7		8.1		5.0		62.3		8.4		4.9	
27 September 2023	15:16	Sunny	2	29.4	29.4	8.0	7.9	7.2	7.2	93.9	94.5	4.1	4.1	3.0	3.3
				29.4		7.9		7.3		95.1		4.1		3.6	
29 September 2023	16:13	Sunny	2	26.8	26.8	7.4	7.4	7.1	7.2	89.2	89.5	5.1	5.0	2.6	2.7
				26.8		7.4		7.2		89.7		5.0		2.8	

Water Quality Monitoring Location : SW

Date	Start Time	Weather	Water depth (cm)	Temperature (°C)		pH		DO (mg/L)		DO (%)		Turbidity (NTU)		Suspended Solids (mg/L)	
				Value	Average	Value	Average	Value	Average	Value	Average	Value	Average	Value	Average
04 September 2023	15:37	Sunny	7	24.9	24.9	7.7	7.6	4.3	4.3	52.3	51.5	15.8	16.5	2.6	2.4
				24.9		7.6		4.2		50.6		17.1		2.1	
06 September 2023	15:04	Sunny	8	24.1	24.1	8.0	8.0	5.1	5.1	60.3	60.6	16.5	16.6	7.5	8.0
				24.1		8.0		5.1		60.9		16.6		8.5	
09 September 2023	17:19	Cloudy	7	24.0	24.0	8.3	8.3	4.5	4.5	53.6	53.9	13.3	13.9	8.6	8.6
				24.0		8.3		4.6		54.2		14.5		8.6	
11 September 2023	16:25	Cloudy	6	24.0	24.0	7.6	7.6	2.9	2.9	34.7	34.4	19.2	19.1	5.2	5.8
				24.0		7.6		2.9		34.0		18.9		6.3	
13 September 2023	16:38	Fine	9	24.6	24.6	7.3	7.3	4.1	4.1	49.3	49.2	7.7	7.7	8.0	8.5
				24.6		7.3		4.1		49.1		7.7		9.0	
15 September 2023	15:38	Fine	5	25.4	25.4	7.1	7.1	6.2	6.2	75.0	75.1	5.0	5.0	2.1	2.3
				25.4		7.1		6.2		75.1		4.9		2.5	
19 September 2023	17:48	Sunny	7	25.7	25.7	7.2	7.2	4.3	4.3	52.4	52.3	6.8	6.7	3.3	3.0
				25.7		7.2		4.3		52.2		6.7		2.7	
21 September 2023	16:11	Sunny	5	26.0	26.0	7.2	7.2	6.5	6.5	79.6	79.8	11.2	11.0	3.4	3.7
				26.1		7.2		6.5		80.0		10.7		4.0	
23 September 2023	13:38	Sunny	8	27.3	27.3	7.7	7.7	6.1	6.1	76.4	76.5	5.8	5.8	3.6	3.4
				27.3		7.7		6.1		76.6		5.9		3.2	
25 September 2023	17:41	Sunny	6	27.3	27.3	8.3	8.3	5.0	5.0	62.4	62.5	7.8	7.8	5.5	5.6
				27.3		8.3		5.0		62.5		7.8		5.7	
27 September 2023	15:43	Sunny	8	29.5	29.5	7.9	7.9	7.1	7.1	92.7	92.5	5.0	5.0	5.4	5.2
				29.5		7.8		7.0		92.3		5.0		4.9	
29 September 2023	16:37	Sunny	5	26.5	26.5	7.0	7.0	6.6	6.6	81.9	81.9	6.0	6.0	3.9	3.6
				26.5		7.1		6.6		81.9		6.1		3.2	

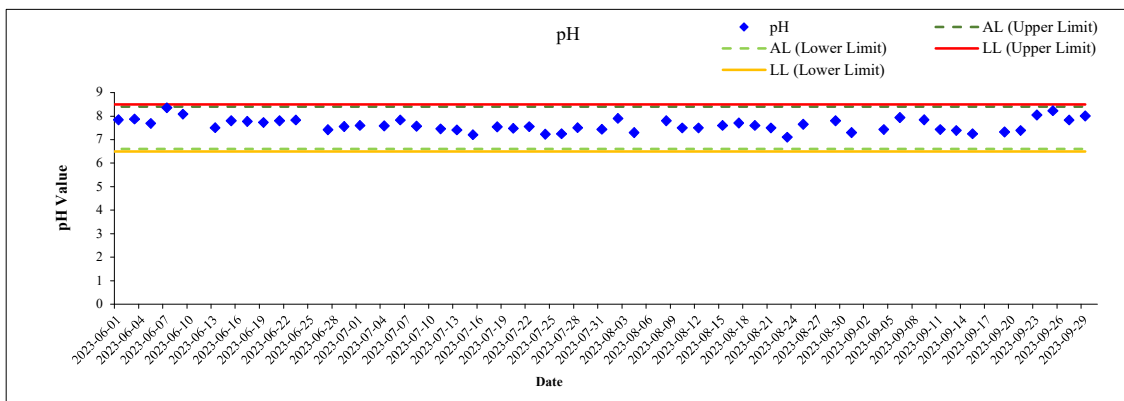
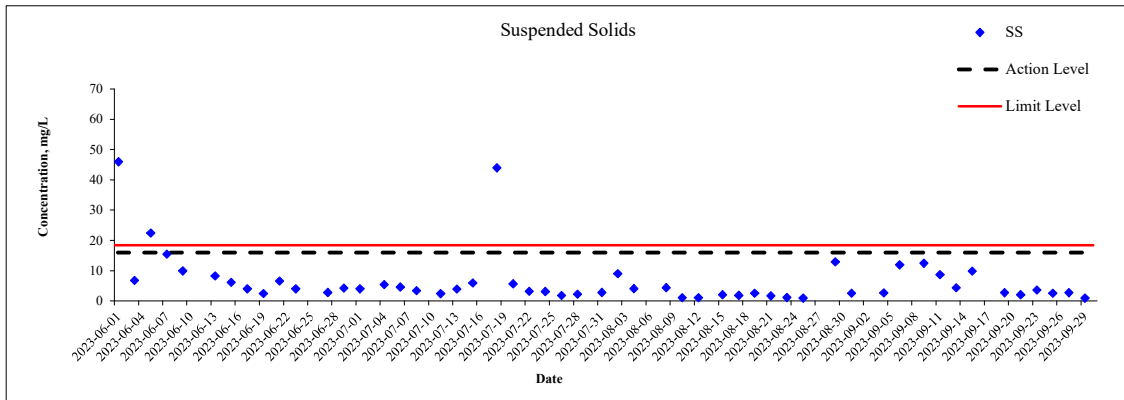
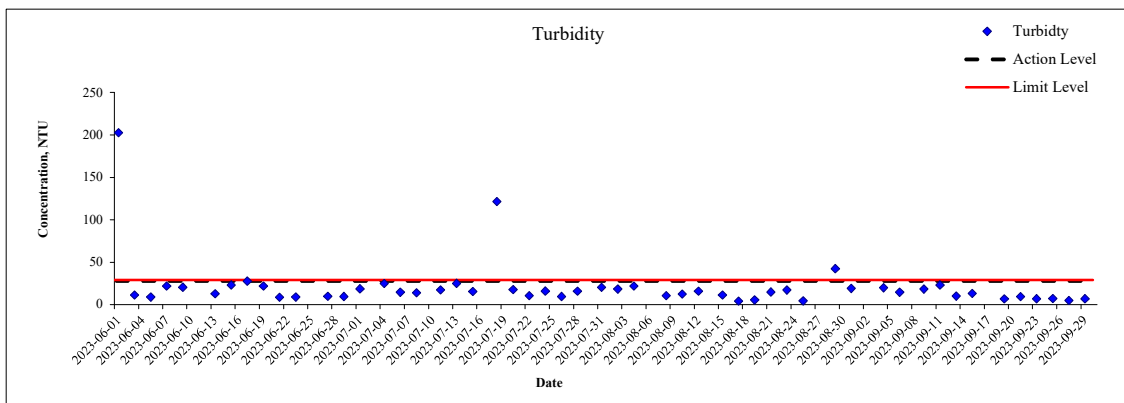
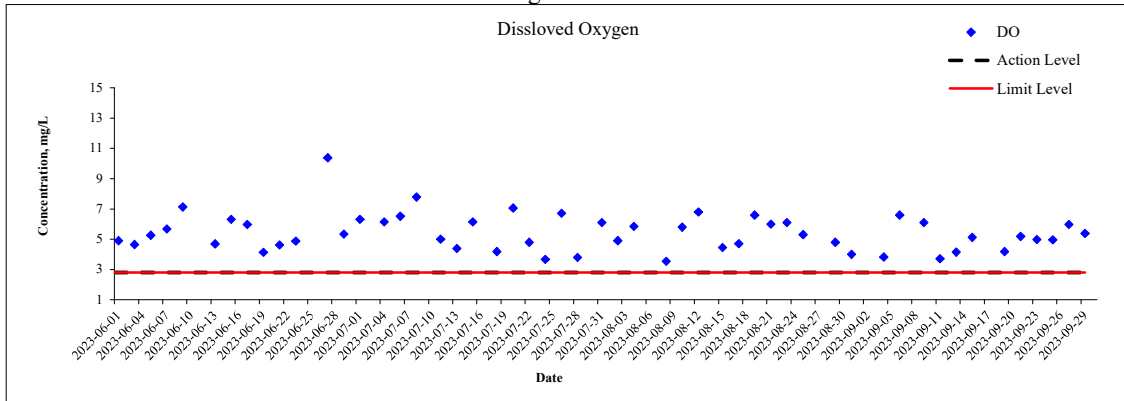
Water Quality Monitoring Location : U2

Date	Start Time	Weather	Water depth (cm)	Temperature (°C)		pH		DO (mg/L)		DO (%)		Turbidity (NTU)		Suspended Solids (mg/L)	
				Value	Average	Value	Average	Value	Average	Value	Average	Value	Average	Value	Average
04 September 2023	15:18	Sunny	24	30.5	30.5	8.0	8.0	6.3	6.3	84.4	84.4	5.8	5.8	2.3	2.2
				30.5		8.0		6.3		84.3		5.9		2.1	
06 September 2023	14:51	Sunny	28	24.1	24.1	7.9	7.9	5.4	5.4	64.1	64.1	12.1	12.4	5.7	6.2
				24.1		7.9		5.4		64.1		12.7		6.7	
09 September 2023	17:09	Cloudy	25	24.3	24.3	8.0	8.0	6.6	6.6	79.3	78.7	12.5	12.6	7.9	8.1
				24.3		8.0		6.5		78.1		12.6		8.3	
11 September 2023	15:35	Cloudy	30	24.1	24.1	7.6	7.6	4.6	4.7	55.2	55.7	12.0	12.1	6.0	5.5
				24.1		7.7		4.7		56.1		12.1		4.9	
13 September 2023	16:21	Fine	30	24.6	24.6	7.5	7.5	5.3	5.3	63.6	63.6	6.5	6.4	2.4	2.9
				24.6		7.5		5.3		63.5		6.4		3.3	
15 September 2023	15:24	Fine	29	25.5	25.5	7.1	7.1	6.2	6.0	75.4	75.5	6.0	6.1	1.2	1.5
				25.5		7.1		5.9		75.6		6.2		1.8	
19 September 2023	17:32	Sunny	26	25.9	25.9	7.4	7.4	6.4	6.3	78.4	78.2	5.4	5.3	3.9	3.8
				25.9		7.4		6.3		77.9		5.3		3.6	
21 September 2023	16:20	Sunny	27	26.3	26.3	7.2	7.2	6.3	6.3	77.7	77.7	7.2	7.1	3.0	2.7
				26.3		7.2		6.3		77.7		7.1		2.3	
23 September 2023	13:23	Sunny	28	27.4	27.4	7.1	7.1	6.4	6.4	80.6	80.8	8.5	8.5	2.7	2.5
				27.4		7.2		6.4		80.9		8.5		2.3	
25 September 2023	17:34	Sunny	28	26.6	26.5	8.2	8.2	5.1	5.1	63.0	63.0	9.1	9.1	2.2	2.4
				26.5		8.1		5.1		62.9		9.1		2.5	
27 September 2023	15:33	Sunny	24	29.3	29.3	8.0	8.0	7.1	7.1	93.2	93.3	4.1	4.1	5.0	5.1
				29.3		8.0		7.1		93.4		4.1		5.2	
29 September 2023	16:25	Sunny	23	25.7	25.7	7.6	7.6	7.4	7.4	90.5	90.4	7.8	7.7	3.0	3.4
				25.7		7.6		7.4		90.3		7.6		3.8	

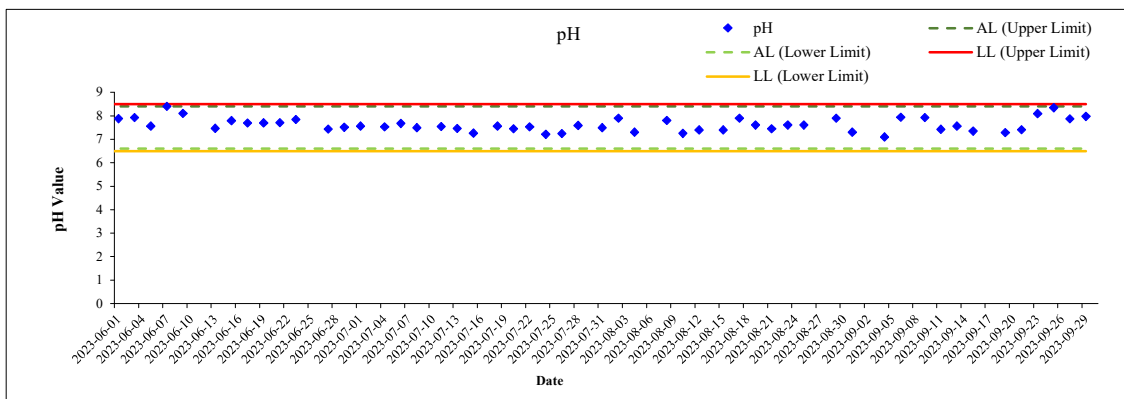
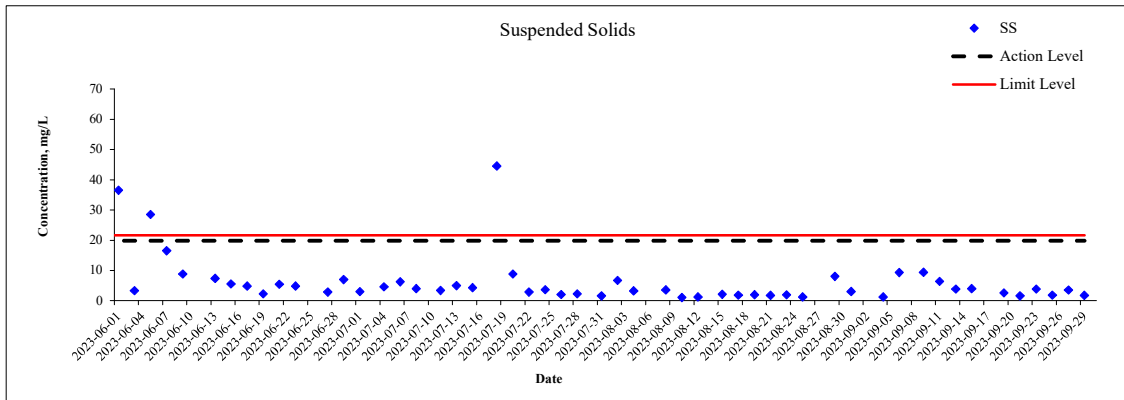
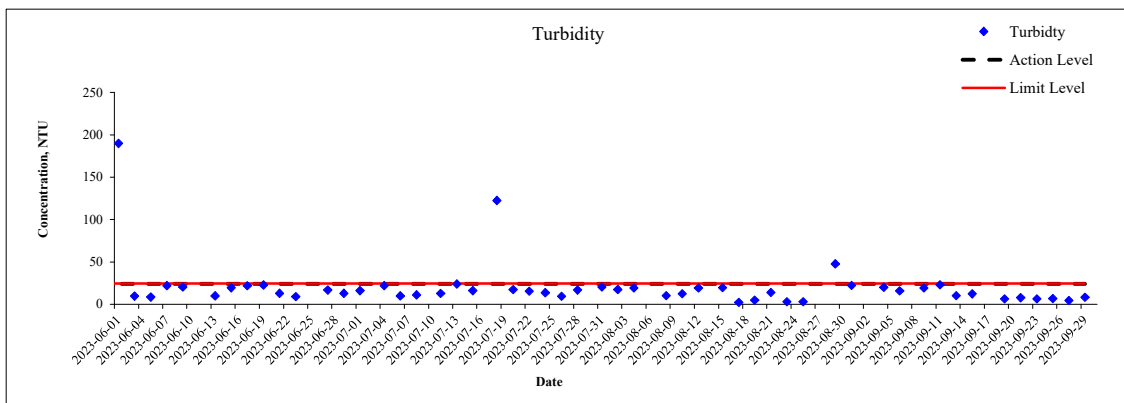
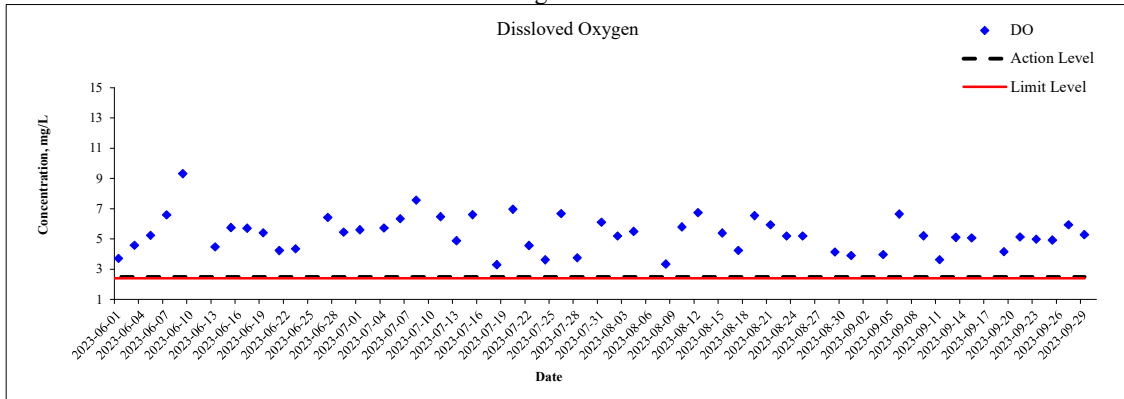
Water Quality Monitoring Location : HT

Date	Start Time	Weather	Water depth (cm)	Temperature (°C)		pH		DO (mg/L)		DO (%)		Turbidity (NTU)		Suspended Solids (mg/L)	
				Value	Average	Value	Average	Value	Average	Value	Average	Value	Average	Value	Average
04 September 2023	16:13	Sunny	4	22.9	22.9	7.2	7.2	3.9	3.9	44.9	44.9	22.5	22.8	1.6	1.7
				22.9		7.2		3.9		44.8		23.0		1.7	
06 September 2023	15:20	Sunny	7	22.8	22.8	8.1	8.1	6.3	6.3	72.9	72.8	23.4	23.5	11.0	11.5
				22.8		8.1		6.3		72.6		23.5		12.0	
09 September 2023	18:14	Cloudy	4	22.9	22.9	8.2	8.2	5.1	5.1	59.8	59.8	23.3	23.6	13.0	12.5
				22.9		8.2		5.1		59.8		23.8		12.0	
11 September 2023	15:18	Cloudy	3	23.9	23.9	7.4	7.4	8.0	8.0	94.4	94.4	25.0	24.5	6.3	6.1
				23.9		7.4		8.0		94.4		24.0		5.9	
13 September 2023	17:25	Fine	6	24.5	24.5	7.5	7.4	3.7	3.7	44.6	44.4	7.0	6.9	5.0	5.2
				24.5		7.4		3.7		44.2		6.9		5.4	
15 September 2023	16:07	Fine	7	25.2	25.2	7.2	7.2	4.1	4.1	49.4	49.4	6.8	6.9	4.8	4.2
				25.2		7.2		4.1		49.4		6.9		3.6	
19 September 2023	18:27	Sunny	4	25.4	25.4	7.2	7.2	4.1	4.1	50.2	50.3	5.3	5.4	3.1	3.4
				25.4		7.2		4.1		50.4		5.5		3.7	
21 September 2023	17:18	Sunny	4	25.7	25.7	7.3	7.3	4.6	4.6	56.3	56.4	10.5	10.2	1.9	2.1
				25.7		7.4		4.6		56.4		10.0		2.2	
23 September 2023	14:17	Sunny	3	26.5	26.5	8.0	8.0	5.0	5.0	62.5	62.6	5.8	5.9	4.2	4.0
				26.5		8.0		5.0		62.6		5.9		3.7	
25 September 2023	18:25	Sunny	6	26.9	26.9	8.1	8.1	5.9	5.9	74.1	74.0	6.0	6.0	2.5	2.5
				26.9		8.2		5.9		73.9		5.9		2.4	
27 September 2023	16:13	Sunny	3	29.7	29.7	7.8	7.8	6.6	6.6	87.3	87.4	6.8	6.9	8.3	8.0
				29.7		7.8		6.6		87.4		6.9		7.6	
29 September 2023	15:46	Sunny	7	26.5	26.4	8.1	8.1	4.3	4.2	53.1	52.7	15.8	16.0	3.1	3.3
				26.4		8.1		4.2		52.3		16.1		3.5	

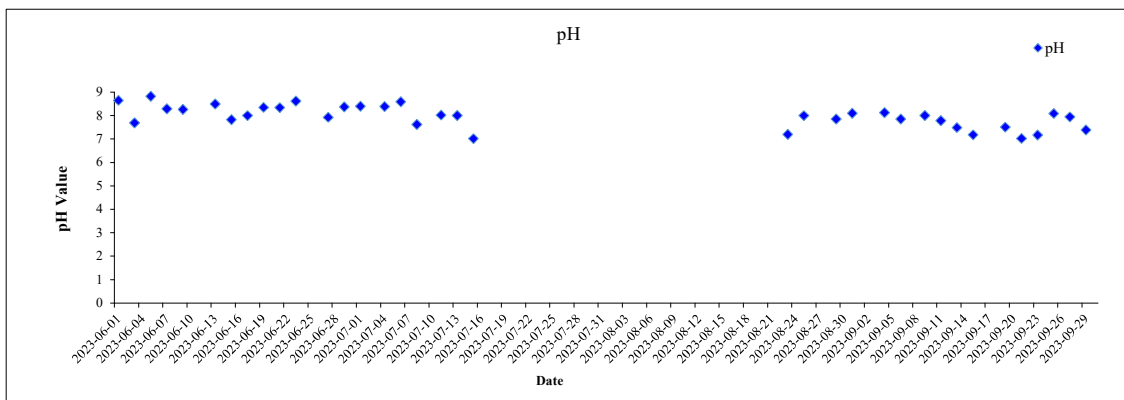
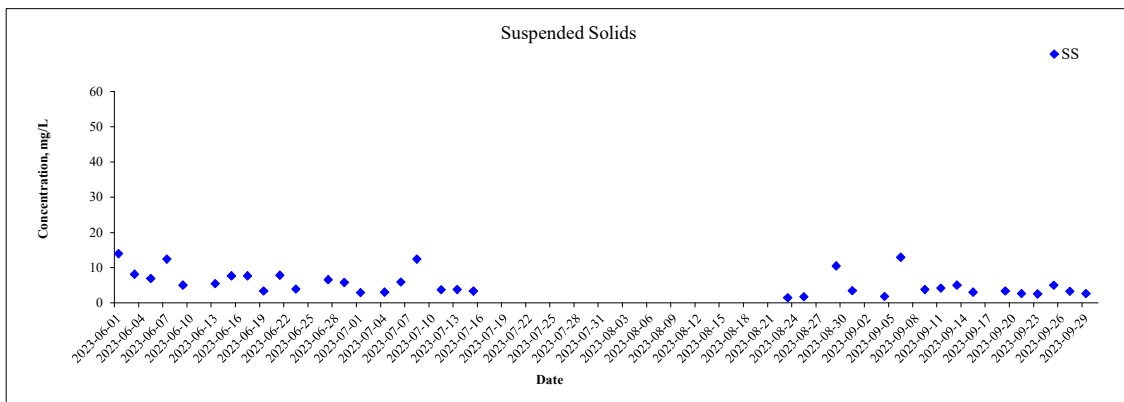
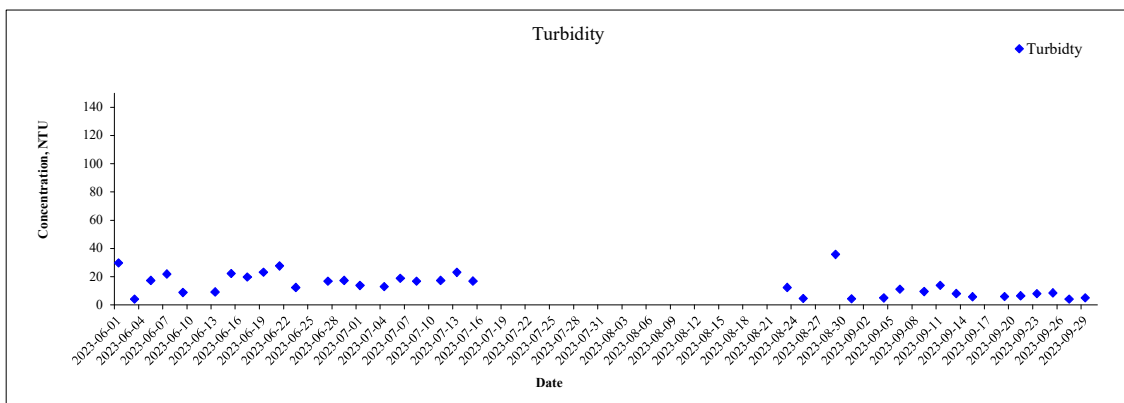
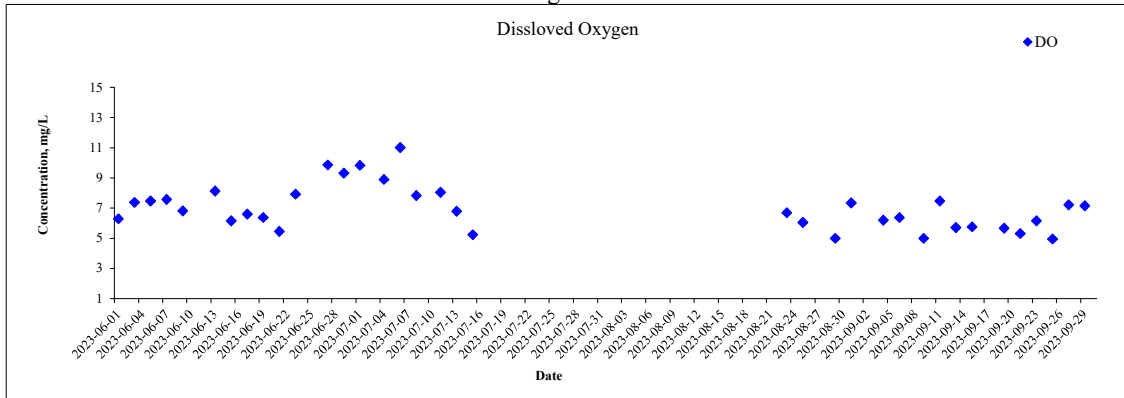
Monitoring Location: TKW1



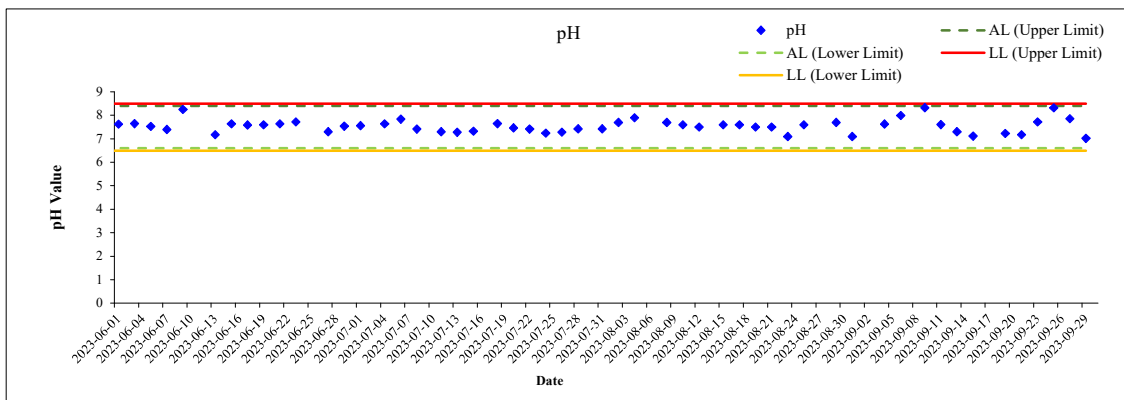
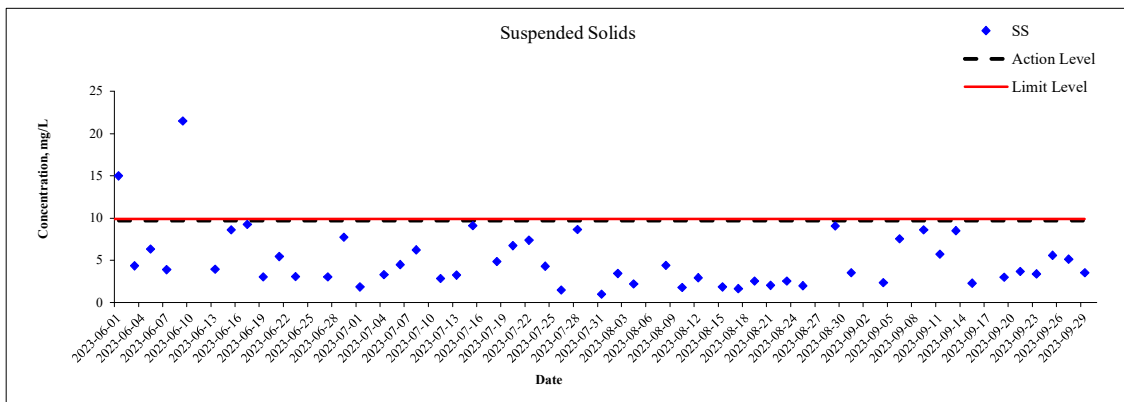
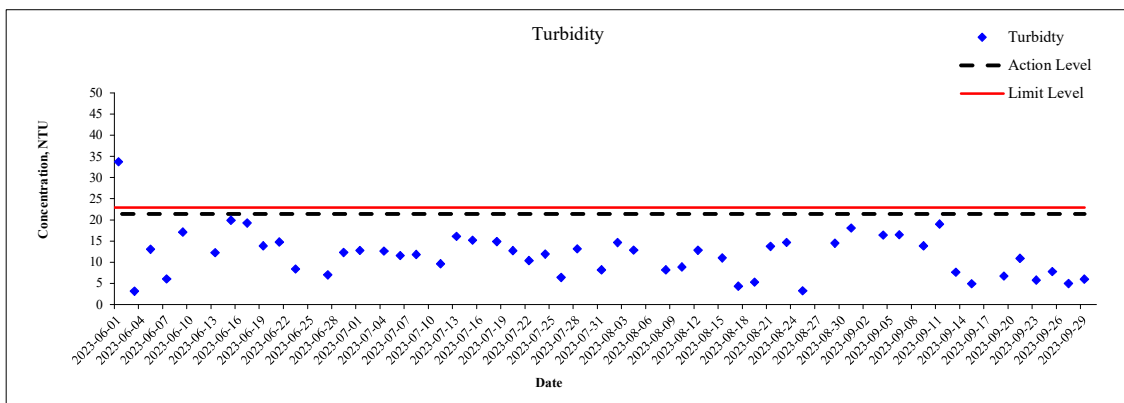
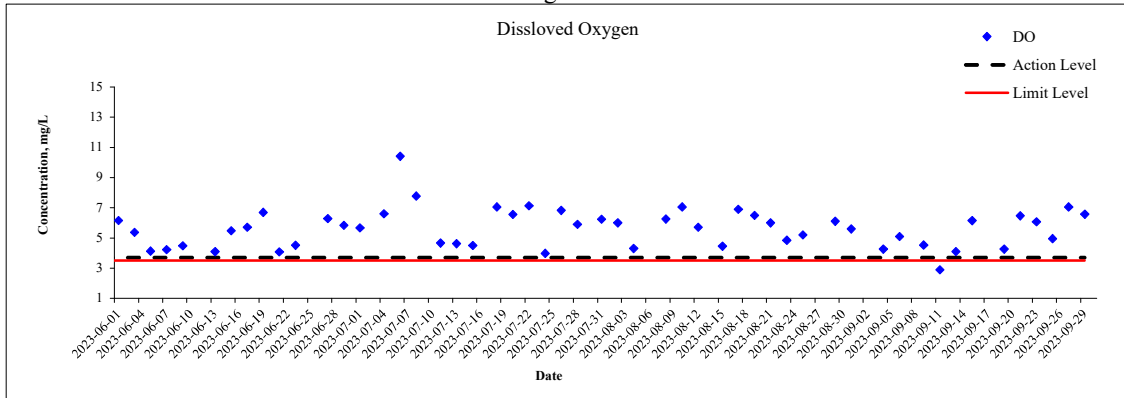
Monitoring Location: TKW



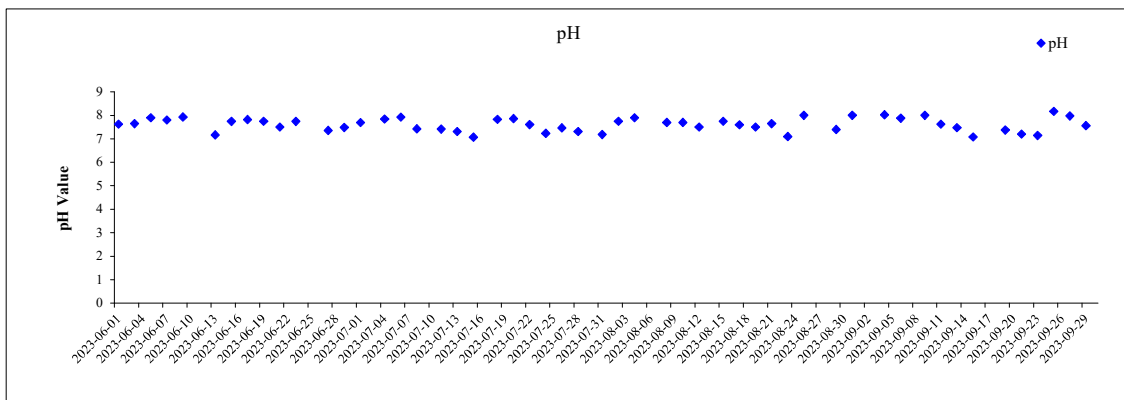
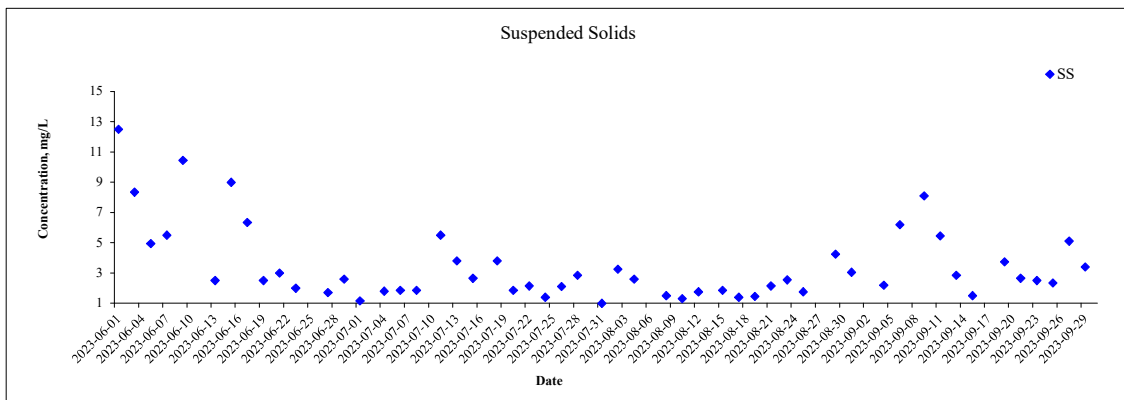
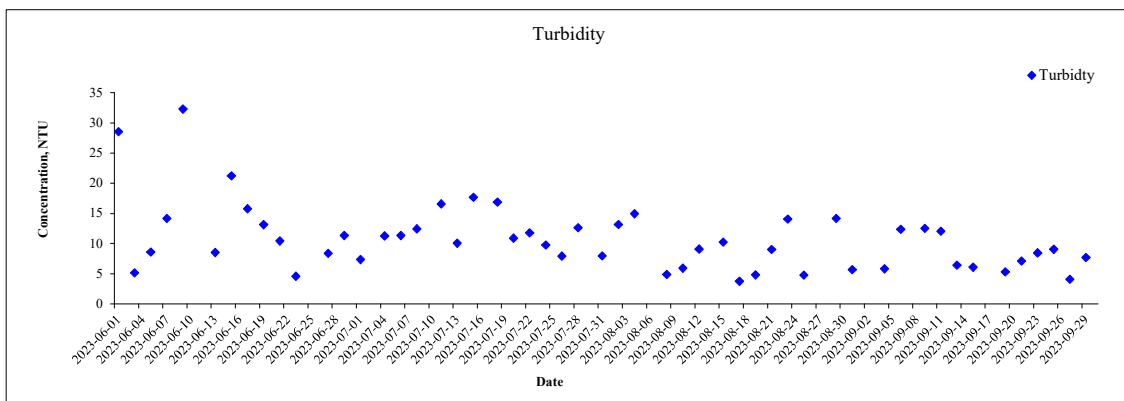
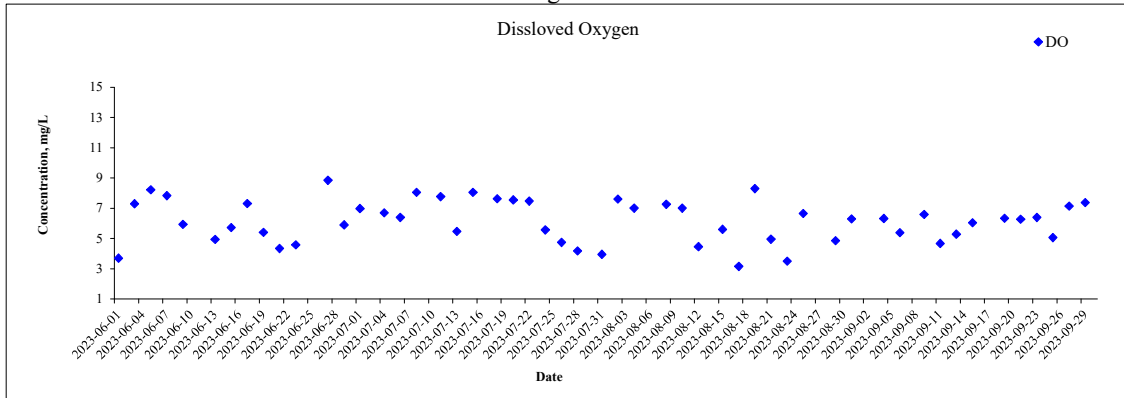
Monitoring Location: U1



Monitoring Location: SW



Monitoring Location: U2



Monitoring Location: HT

