



Water Quality Monitoring Location : SW

Date	Start Time	Weather	Water depth (cm)	Temperature (°C)		pH		DO (mg/L)		DO (%)		Turbidity (NTU)		Suspended Solids (mg/L)	
				Value	Average	Value	Average	Value	Average	Value	Average	Value	Average	Value	Average
01 July 2023	15:36	Fine	5	27.6	27.6	7.6	7.6	5.7	5.7	72.1	71.9	12.6	12.8	1.8	1.9
04 July 2023	10:52	Sunny	8	27.8	27.8	7.7	7.6	6.7	6.6	85.4	84.5	12.0	12.7	3.4	3.3
06 July 2023	11:07	Sunny	6	28.7	28.7	7.9	7.8	10.5	10.4	135.9	134.8	10.9	11.6	4.3	4.5
08 July 2023	14:46	Sunny	9	28.1	28.1	7.4	7.4	7.9	7.8	100.6	99.7	12.1	11.9	6.4	6.3
11 July 2023	16:03	Sunny	7	28.0	28.0	7.3	7.3	4.6	4.7	59.2	59.7	9.7	9.7	3.0	2.9
13 July 2023	13:31	Fine	8	22.0	22.0	7.3	7.3	4.7	4.6	53.5	53.0	15.4	16.2	3.1	3.3
15 July 2023	16:15	Sunny	6	21.4	21.4	7.3	7.3	4.5	4.5	51.2	51.0	15.5	15.3	9.4	9.1
18 July 2023	9:05	Cloudy	10	20.2	20.2	7.7	7.7	7.1	7.1	77.9	78.0	14.2	14.9	4.7	4.9
20 July 2023	16:41	Sunny	6	21.4	21.4	7.5	7.5	6.6	6.6	74.5	74.3	12.5	12.8	6.3	6.8
22 July 2023	15:35	Sunny	7	21.0	21.0	7.4	7.4	7.1	7.1	80.1	80.1	10.0	10.5	7.2	7.4
24 July 2023	16:50	Sunny	7	22.1	22.1	7.3	7.3	3.9	4.0	44.7	45.6	11.6	12.0	4.4	4.3
26 July 2023	15:21	Sunny	7	21.6	21.6	7.3	7.3	6.9	6.8	77.7	77.5	6.4	6.4	1.2	1.5
28 July 2023	16:34	Sunny	8	22.1	22.1	7.4	7.4	5.9	5.9	67.7	67.9	12.5	13.2	7.8	8.7
31 July 2023	13:17	Sunny	8	21.2	21.2	7.4	7.4	6.2	6.2	70.2	70.4	8.3	8.3	1.0	1.0

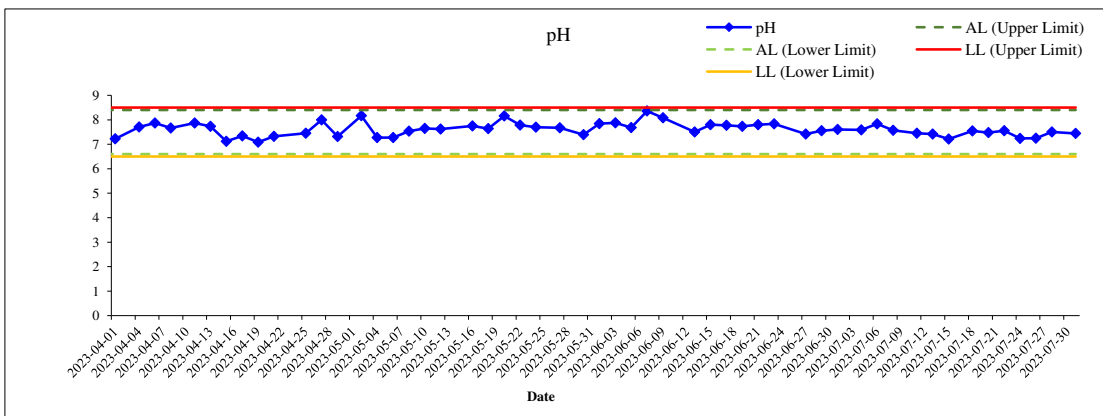
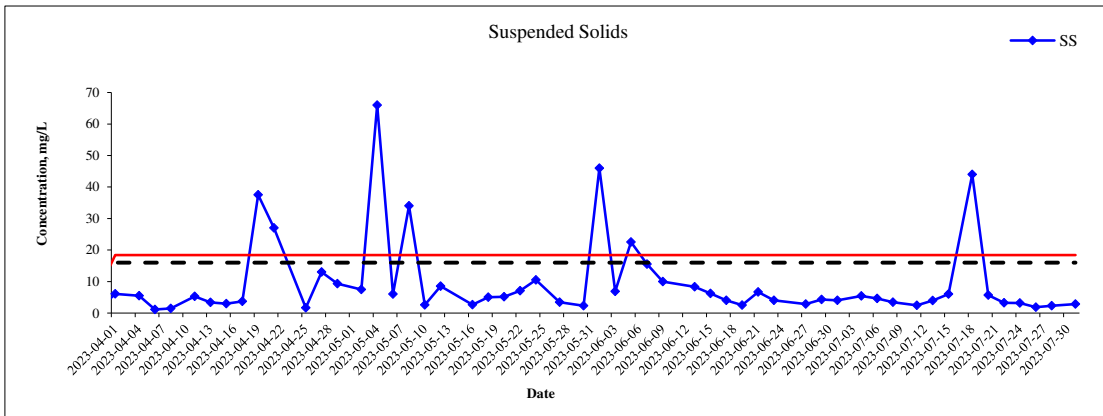
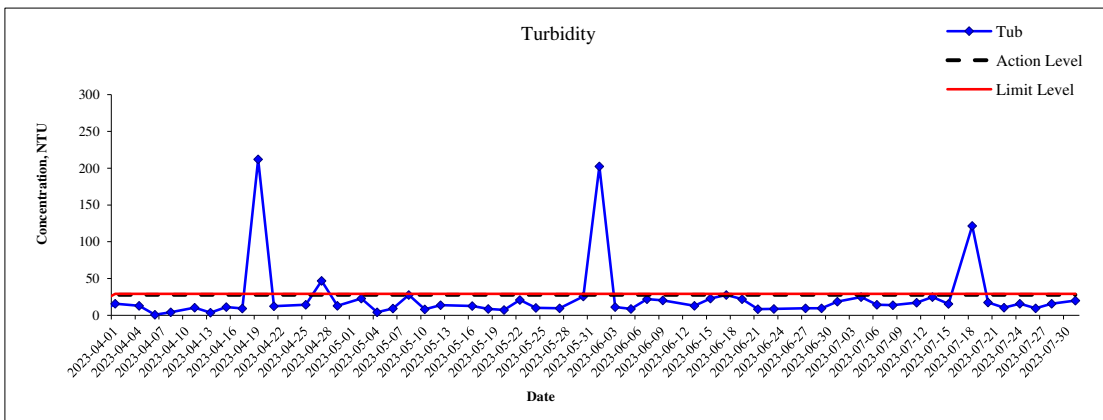
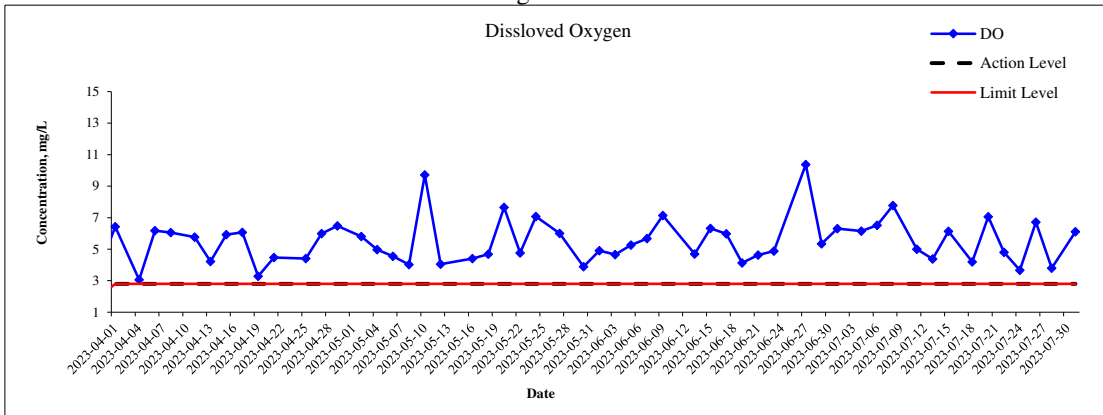
Water Quality Monitoring Location : U2

Date	Start Time	Weather	Water depth (cm)	Temperature (°C)		pH		DO (mg/L)		DO (%)		Turbidity (NTU)		Suspended Solids (mg/L)	
				Value	Average	Value	Average	Value	Average	Value	Average	Value	Average	Value	Average
01 July 2023	15:20	Fine	30	28.2	28.2	7.7	7.7	7.0	7.0	90.2	89.3	7.4	7.4	1.2	1.2
04 July 2023	10:44	Sunny	30	27.9	28.0	7.9	7.9	6.8	6.7	86.7	85.6	10.8	11.3	1.7	1.8
06 July 2023	10:36	Sunny	27	28.6	28.6	7.9	7.9	6.5	6.4	83.3	82.7	10.6	11.4	1.8	1.9
08 July 2023	15:44	Sunny	28	28.9	29.0	7.4	7.4	8.0	8.0	104.4	104.5	12.9	12.5	1.9	1.9
11 July 2023	15:59	Sunny	28	27.8	27.8	7.4	7.4	7.8	7.8	98.9	98.9	16.1	16.6	5.9	5.5
13 July 2023	13:12	Fine	30	23.5	23.5	7.3	7.3	5.5	5.5	64.8	64.3	10.3	10.1	3.9	3.8
15 July 2023	16:24	Sunny	27	22.8	22.9	7.1	7.1	8.0	8.0	93.0	93.6	18.2	17.7	2.5	2.7
18 July 2023	8:48	Cloudy	30	19.5	19.5	7.9	7.8	7.7	7.6	83.3	83.0	16.1	16.9	3.6	3.8
20 July 2023	16:31	Sunny	28	21.7	21.7	7.9	7.9	7.6	7.6	86.2	85.9	10.3	10.9	1.7	1.9
22 July 2023	15:27	Sunny	30	21.0	21.0	7.6	7.6	7.5	7.5	84.3	83.8	11.6	11.8	2.2	2.2
24 July 2023	16:37	Sunny	30	22.5	22.5	7.2	7.2	5.5	5.6	63.3	64.2	9.7	9.8	1.7	1.4
26 July 2023	15:11	Sunny	27	21.2	21.2	7.5	7.5	4.8	4.7	53.7	53.4	7.9	7.9	2.0	2.1
28 July 2023	16:16	Sunny	30	22.4	22.4	7.3	7.3	4.2	4.2	48.3	48.1	12.0	12.7	2.6	2.9
31 July 2023	13:05	Sunny	28	20.4	20.4	7.2	7.2	4.0	4.0	44.4	43.8	8.0	8.0	1.0	1.0

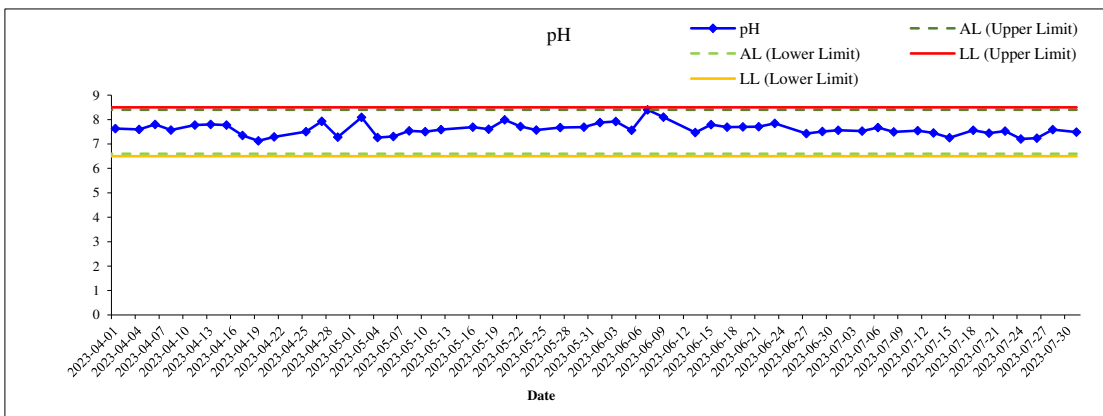
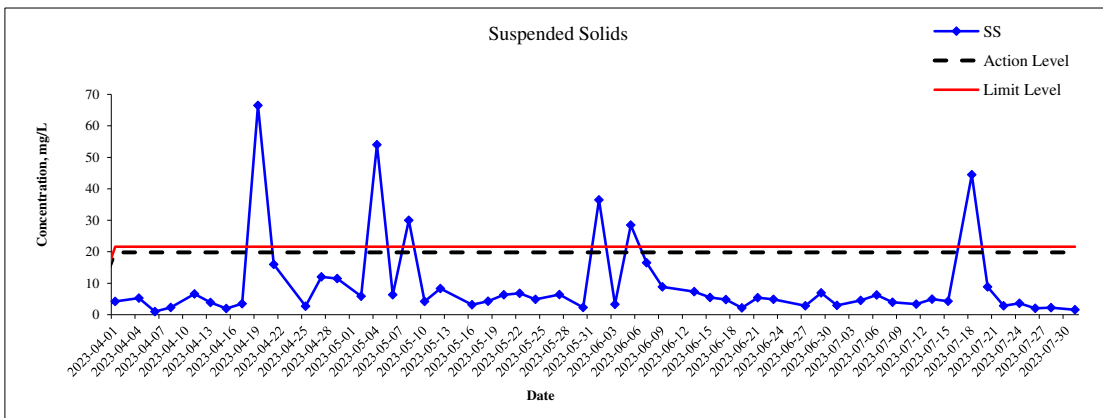
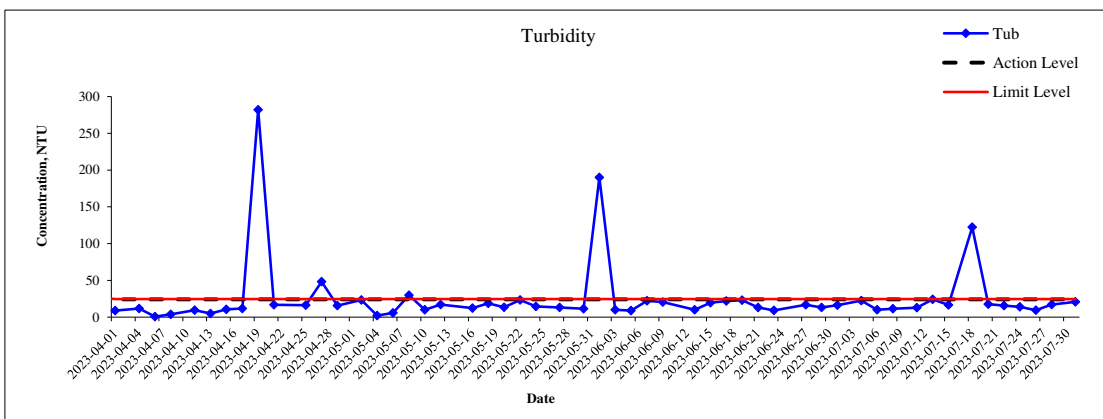
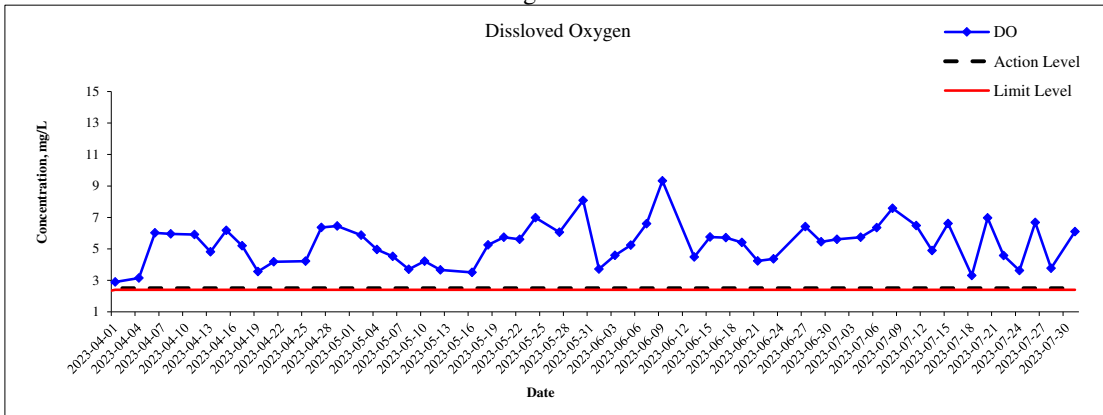
Water Quality Monitoring Location : HT

Date	Start Time	Weather	Water depth (cm)	Temperature (°C)		pH		DO (mg/L)		DO (%)		Turbidity (NTU)		Suspended Solids (mg/L)	
				Value	Average	Value	Average	Value	Average	Value	Average	Value	Average	Value	Average
01 July 2023	16:11	Fine	3	28.2	28.2	7.8	7.8	14.0	13.9	179.0	178.9	5.0	4.9	1.2	1.3
04 July 2023	11:27	Sunny	4	28.5	28.5	7.7	7.7	5.7	5.6	73.4	72.5	13.1	12.6	3.5	3.6
06 July 2023	11:58	Sunny	5	29.5	29.5	7.6	7.6	4.4	4.3	57.9	56.8	13.5	13.4	3.0	3.2
08 July 2023	15:22	Sunny	4	28.8	28.8	7.8	7.7	7.8	7.7	100.6	100.5	10.7	10.5	2.2	2.2
11 July 2023	16:55	Sunny	5	26.7	26.5	7.8	7.7	4.7	4.6	58.5	57.2	13.9	14.4	1.7	1.8
13 July 2023	14:47	Fine	4	22.6	22.6	7.5	7.5	3.4	3.5	39.3	40.0	24.2	25.5	2.1	2.3
15 July 2023	17:02	Sunny	3	25.9	26.0	8.0	8.0	5.2	5.2	63.6	63.9	8.3	8.3	3.2	3.0
18 July 2023	9:48	Cloudy	7	20.3	20.3	7.6	7.6	4.3	4.3	47.6	47.8	17.6	17.7	2.9	2.9
20 July 2023	17:17	Sunny	3	21.2	21.2	7.4	7.3	6.9	6.9	77.7	77.7	17.1	17.5	2.8	3.1
22 July 2023	18:19	Sunny	3	21.0	21.0	7.2	7.2	6.7	6.7	75.2	75.3	13.1	13.5	4.5	3.9
24 July 2023	17:18	Sunny	5	21.4	21.4	7.3	7.3	6.6	6.6	74.7	74.4	16.2	15.9	9.4	8.9
26 July 2023	16:07	Sunny	4	21.8	21.8	7.2	7.2	6.0	6.0	68.9	68.8	5.4	5.4	1.1	1.1
28 July 2023	17:24	Sunny	3	21.9	21.9	7.5	7.5	6.1	6.1	69.4	69.5	17.0	17.3	1.8	2.0
31 July 2023	14:01	Sunny	5	21.0	21.0	7.5	7.5	6.2	6.2	69.3	69.3	15.0	14.5	2.0	1.8

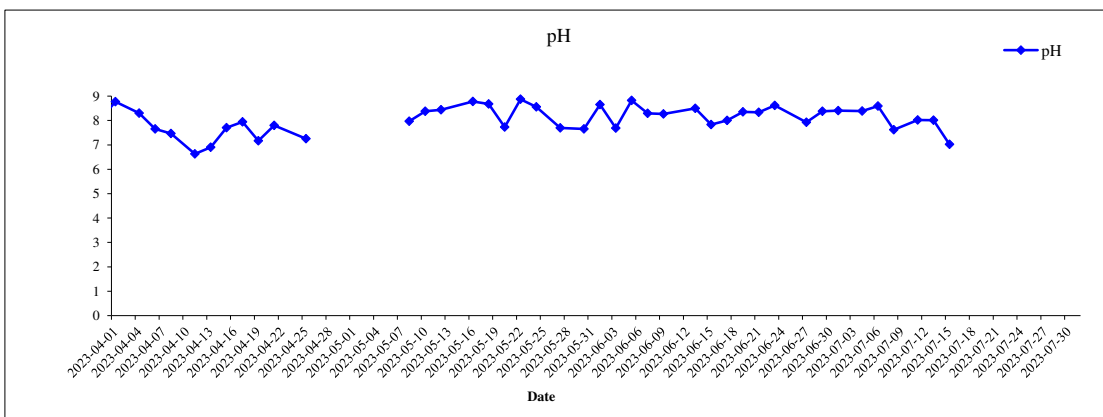
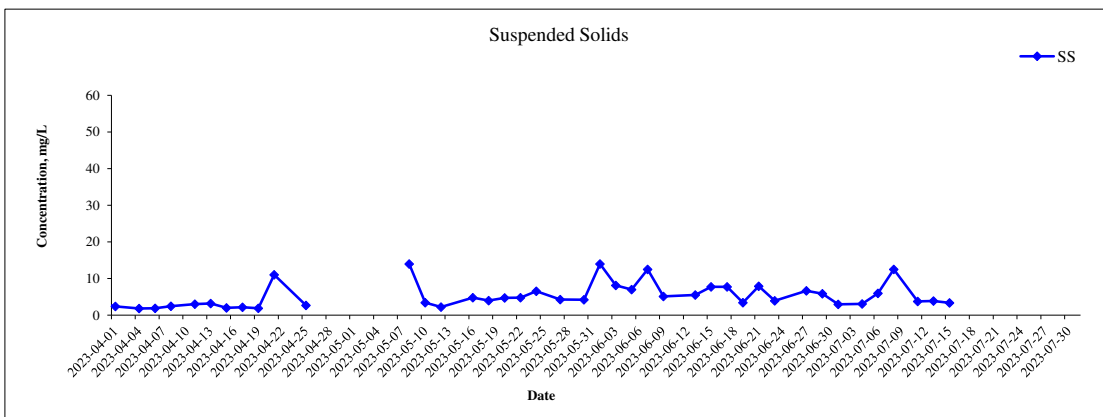
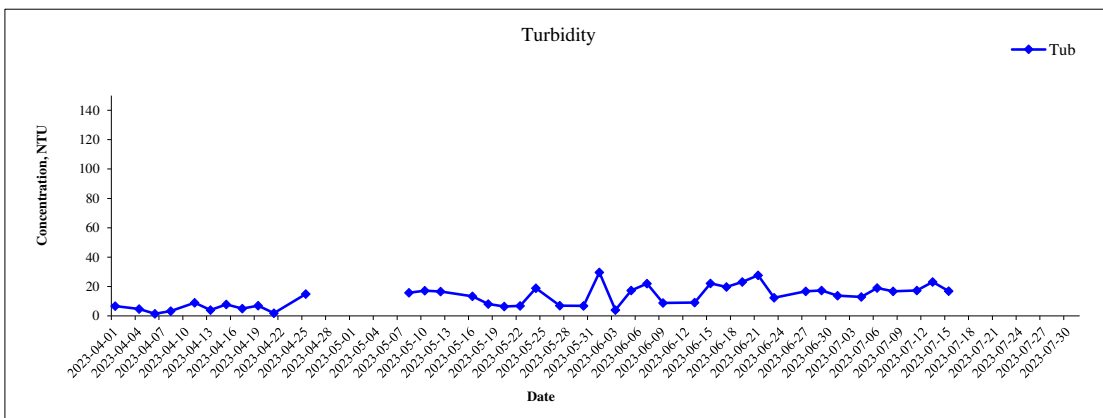
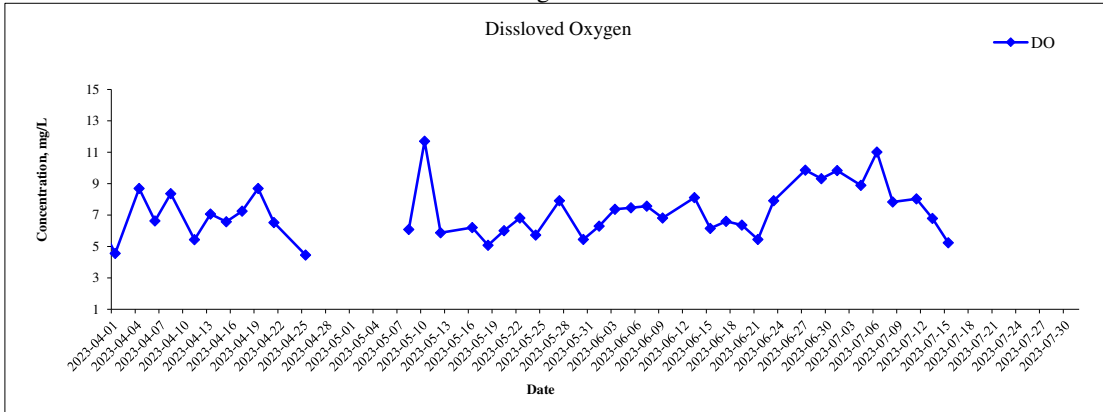
Monitoring Location: TKW1



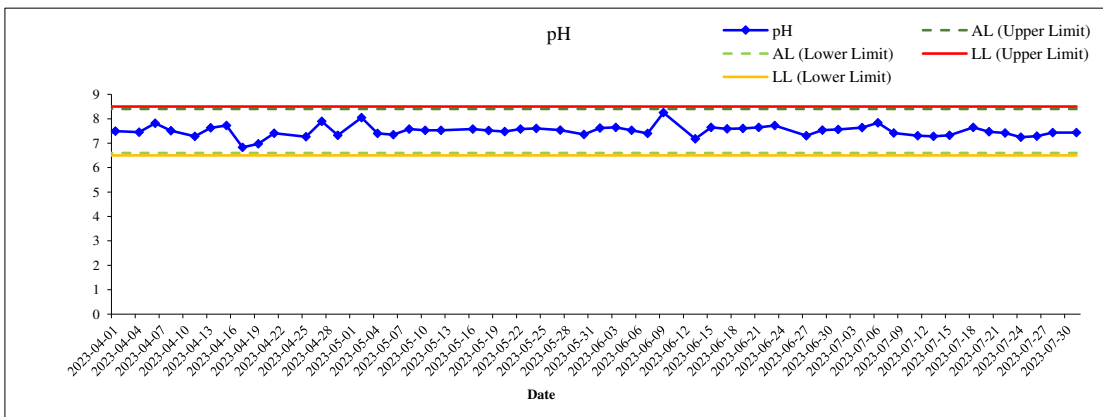
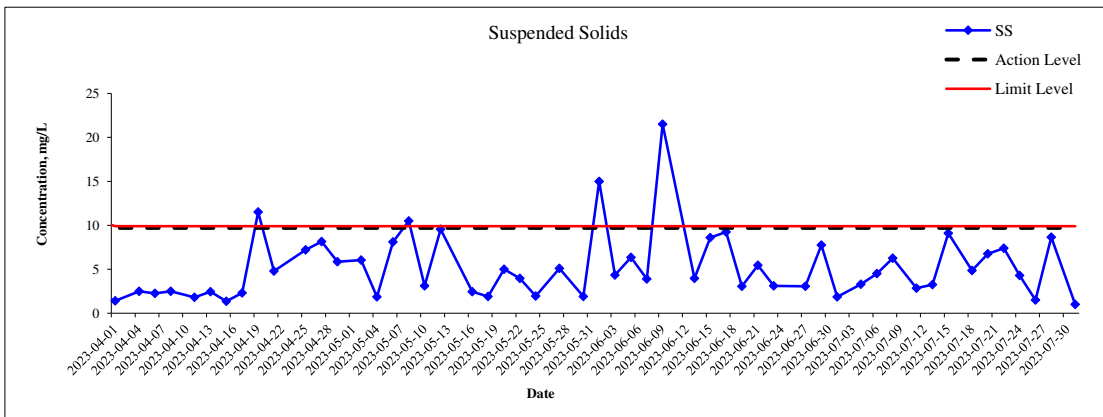
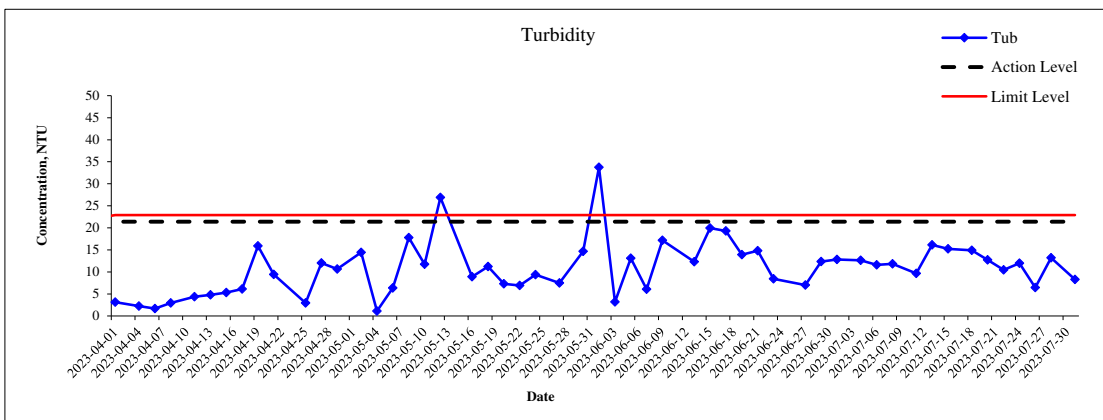
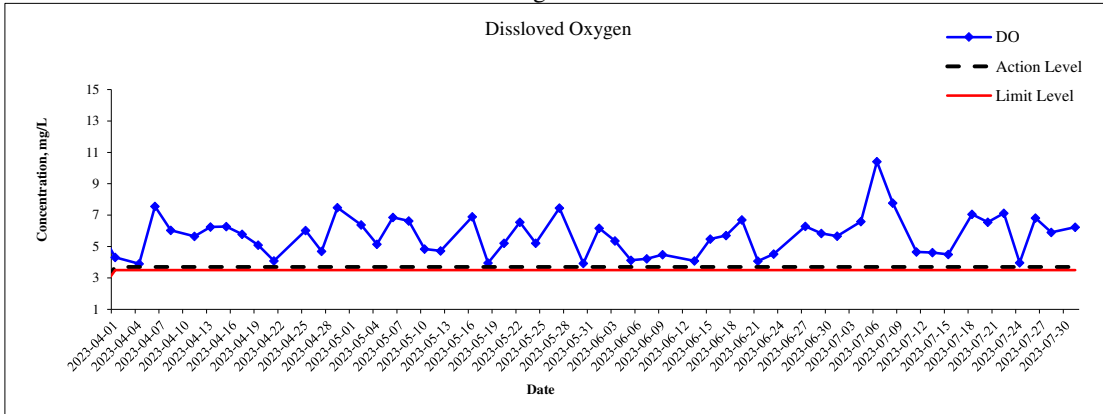
Monitoring Location: TKW



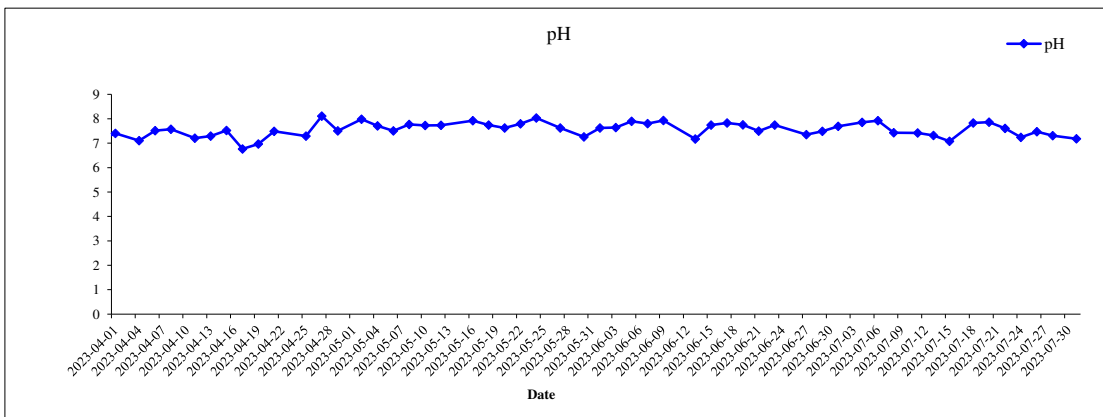
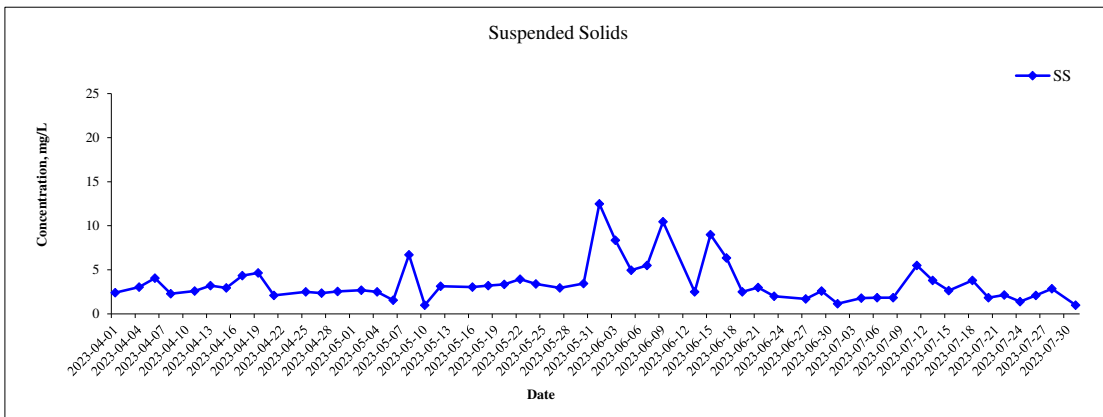
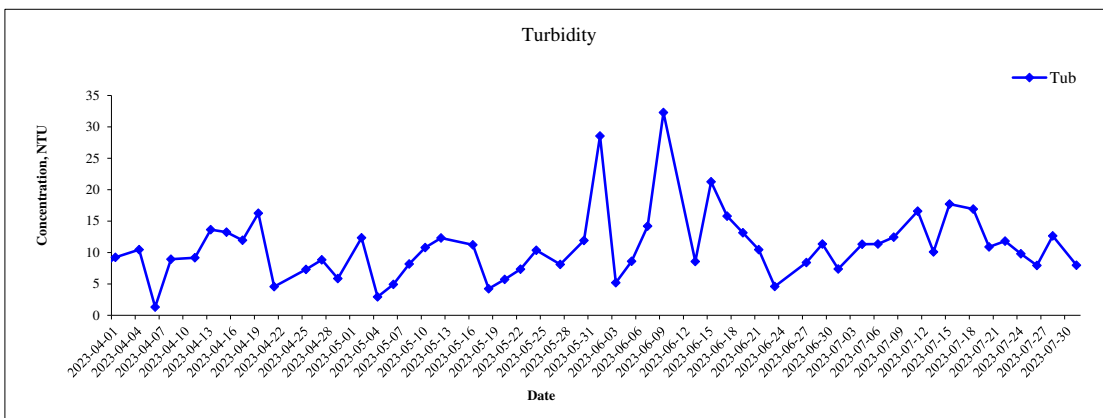
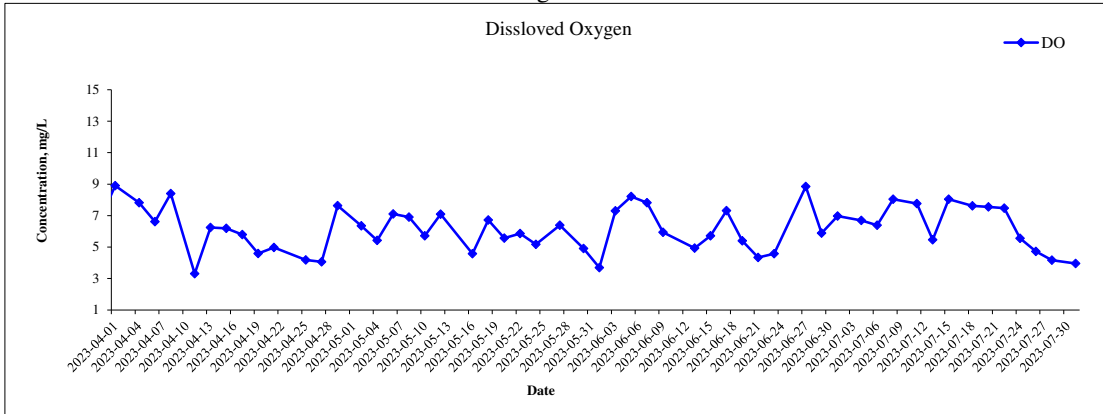
Monitoring Location: U1



Monitoring Location: SW



Monitoring Location: U2



Monitoring Location: HT

