

Water Quality Monitoring Location : TKW1

Date	Start Time	Weather	Water depth (cm)	Temperature (°C)		pH		DO (mg/L)		DO (%)		Turbidity (NTU)		Suspended Solids (mg/L)	
				Value	Average	Value	Average	Value	Average	Value	Average	Value	Average	Value	Average
01 June 2023	12:04	Fine	12	27.2	27.2	7.8	7.8	5.0	4.9	62.9	62.0	201.0	202.5	46.0	46.0
				27.2		7.9		4.8		61.1		204.0		46.0	
03 June 2023	17:46	Sunny	11	25.3	25.3	7.9	7.9	4.7	4.7	56.9	56.9	11.4	11.2	6.7	6.9
				25.3		7.9		4.7		56.8		10.9		7.0	
05 June 2023	12:22	Fine	11	29.4	29.4	7.7	7.7	5.2	5.3	68.4	68.9	8.9	8.8	21.0	22.5
				29.4		7.7		5.3		69.4		8.8		24.0	
07 June 2023	13:09	Cloudy	11	28.3	28.3	8.4	8.4	5.7	5.7	73.1	73.0	21.6	22.0	15.0	15.5
				28.3		8.4		5.7		72.9		22.3		16.0	
09 June 2023	17:35	Fine	14	30.4	30.4	8.1	8.1	7.2	7.1	95.8	95.2	20.1	20.4	10.0	10.0
				30.4		8.1		7.1		94.5		20.7		10.0	
13 June 2023	13:08	Fine	11	29.4	29.4	7.5	7.5	4.7	4.7	61.6	61.6	12.2	12.9	7.8	8.3
				29.4		7.5		4.7		61.5		13.5		8.8	
15 June 2023	15:48	Cloudy	13	28.1	28.1	7.8	7.8	6.4	6.3	81.6	80.9	22.4	23.0	6.6	6.2
				28.1		7.8		6.3		80.2		23.5		5.8	
17 June 2023	12:13	Cloudy	13	26.6	26.6	7.8	7.8	5.9	6.0	73.8	74.4	28.3	27.7	4.1	4.1
				26.6		7.8		6.0		75.0		27.0		4.0	
19 June 2023	12:42	Fine	12	27.9	27.9	7.7	7.7	4.2	4.1	53.3	52.8	22.1	21.9	2.7	2.5
				27.9		7.7		4.1		52.2		21.7		2.3	
21 June 2023	16:03	Sunny	14	31.5	31.5	7.8	7.8	4.6	4.6	62.2	63.0	8.5	8.6	7.0	6.7
				31.6		7.8		4.7		63.7		8.7		6.3	
23 June 2023	11:16	Fine	15	28.0	28.0	7.8	7.8	4.9	4.9	62.7	62.5	8.9	8.8	4.2	4.1
				28.0		7.8		4.9		62.3		8.8		3.9	
27 June 2023	12:49	Sunny	13	27.7	27.8	7.4	7.4	10.4	10.4	132.8	132.2	9.6	9.6	2.8	2.9
				27.8		7.4		10.3		131.5		9.6		2.9	
29 June 2023	9:26	Sunny	11	27.7	27.7	7.6	7.6	5.3	5.3	67.2	68.1	9.6	9.6	4.0	4.3
				27.7		7.6		5.4		68.9		9.6		4.6	

Water Quality Monitoring Location : TKW

Date	Start Time	Weather	Water depth (cm)	Temperature (°C)		pH		DO (mg/L)		DO (%)		Turbidity (NTU)		Suspended Solids (mg/L)	
				Value	Average	Value	Average	Value	Average	Value	Average	Value	Average	Value	Average
01 June 2023	12:13	Fine	14	27.2	27.2	7.9	7.9	3.7	3.7	47.0	46.9	190.0	190.0	36.0	36.5
				27.2		7.9		3.7		46.8		190.0		37.0	
03 June 2023	17:56	Sunny	13	25.2	25.2	7.9	7.9	4.6	4.6	56.0	56.0	10.0	9.9	3.4	3.3
				25.2		7.9		4.6		55.9		9.8		3.2	
05 June 2023	12:27	Fine	14	29.8	29.8	7.6	7.6	5.3	5.2	69.2	69.2	8.8	8.8	30.0	28.5
				29.8		7.6		5.2		69.1		8.8		27.0	
07 June 2023	13:26	Cloudy	11	29.6	29.6	8.4	8.4	6.6	6.6	86.5	86.7	21.7	22.3	17.0	16.5
				29.6		8.4		6.6		86.9		22.8		16.0	
09 June 2023	17:37	Fine	10	30.1	30.1	8.1	8.1	9.4	9.3	124.0	123.7	20.5	20.6	8.3	8.9
				30.1		8.1		9.3		123.3		20.7		9.4	
13 June 2023	13:15	Fine	11	29.4	29.4	7.5	7.5	4.6	4.5	59.9	58.9	10.1	10.1	7.0	7.4
				29.5		7.5		4.4		57.9		10.0		7.7	
15 June 2023	15:52	Cloudy	13	28.2	28.2	7.8	7.8	5.8	5.8	7.2	40.5	18.9	19.7	5.8	5.5
				28.2		7.8		5.7		73.7		20.4		5.2	
17 June 2023	12:18	Cloudy	13	26.7	26.7	7.7	7.7	5.7	5.7	71.5	71.6	22.0	21.9	4.7	4.8
				26.7		7.7		5.7		71.6		21.8		4.9	
19 June 2023	12:48	Fine	13	28.1	28.1	7.7	7.7	5.5	5.4	69.8	69.3	23.7	22.9	2.1	2.2
				28.1		7.7		5.4		68.8		22.1		2.3	
21 June 2023	16:10	Sunny	11	31.2	31.2	7.7	7.7	4.2	4.2	57.3	57.3	12.5	13.2	5.0	5.4
				31.2		7.7		4.2		57.2		13.8		5.8	
23 June 2023	11:27	Fine	10	28.0	28.0	7.8	7.8	4.3	4.4	55.2	55.8	9.1	9.1	4.6	4.9
				28.0		7.9		4.4		56.4		9.2		5.1	
27 June 2023	12:53	Sunny	14	28.0	28.0	7.4	7.4	6.4	6.4	81.9	82.1	16.2	16.9	2.9	2.8
				28.0		7.4		6.4		82.3		17.6		2.7	
29 June 2023	9:33	Sunny	14	27.9	27.9	7.5	7.5	5.5	5.5	70.5	69.6	13.8	13.3	7.2	7.0
				27.9		7.5		5.4		68.7		12.7		6.7	

Water Quality Monitoring Location : U1

Date	Start Time	Weather	Water depth (cm)	Temperature (°C)		pH		DO (mg/L)		DO (%)		Turbidity (NTU)		Suspended Solids (mg/L)	
				Value	Average	Value	Average	Value	Average	Value	Average	Value	Average	Value	Average
01 June 2023	10:56	Fine	4	26.3	26.3	8.7	8.7	6.4	6.3	78.9	78.0	28.9	29.7	12.0	14.0
				26.2		8.6		6.2		77.0		30.5		16.0	
03 June 2023	17:08	Sunny	4	25.1	25.1	7.7	7.7	7.4	7.4	89.4	89.5	4.1	4.1	8.1	8.2
				25.1		7.7		7.4		89.6		4.1		8.2	
05 June 2023	11:35	Fine	4	29.2	29.2	8.8	8.8	7.5	7.5	97.8	97.4	16.8	17.3	6.8	7.0
				29.2		8.8		7.4		97.0		17.7		7.2	
07 June 2023	12:16	Cloudy	4	27.9	27.9	8.3	8.3	7.6	7.6	97.0	96.6	21.9	22.0	13.0	12.5
				27.8		8.3		7.5		96.1		22.0		12.0	
09 June 2023	12:27	Fine	1	28.9	28.9	8.3	8.3	6.8	6.8	88.2	88.5	8.7	8.8	5.8	5.1
				29.0		8.3		6.8		88.8		8.8		4.4	
13 June 2023	12:19	Fine	3	29.6	29.6	8.5	8.5	8.1	8.1	106.7	106.7	9.1	9.1	5.0	5.5
				29.6		8.5		8.1		106.7		9.1		6.0	
15 June 2023	14:54	Cloudy	3	28.7	28.7	7.8	7.8	6.1	6.2	79.3	79.7	21.3	22.1	7.4	7.7
				28.7		7.8		6.2		80.0		22.9		8.0	
17 June 2023	11:24	Cloudy	2	27.3	27.3	8.0	8.0	6.7	6.6	84.3	83.4	19.8	19.7	7.8	7.7
				27.3		8.0		6.5		82.5		19.6		7.6	
19 June 2023	11:54	Fine	4	26.8	26.8	8.4	8.4	6.3	6.4	79.1	79.7	22.9	23.1	3.0	3.4
				26.8		8.3		6.4		80.3		23.3		3.8	
21 June 2023	12:51	Sunny	2	30.1	30.1	8.4	8.3	5.4	5.5	72.0	72.3	28.0	27.6	7.1	7.9
				30.1		8.3		5.5		72.5		27.2		8.7	
23 June 2023	10:25	Fine	3	27.3	27.3	8.6	8.6	8.0	7.9	100.9	100.0	12.0	12.4	4.0	4.0
				27.3		8.6		7.9		99.0		12.7		3.9	
27 June 2023	12:06	Sunny	4	27.4	27.4	7.9	7.9	9.8	9.9	123.5	124.6	17.4	16.7	6.9	6.7
				27.4		7.9		10.0		125.7		16.0		6.4	
29 June 2023	8:35	Sunny	1	27.4	27.4	8.4	8.4	9.4	9.3	118.6	117.6	17.4	17.4	5.4	5.9
				27.3		8.4		9.2		116.6		17.3		6.3	

Water Quality Monitoring Location : SW

Date	Start Time	Weather	Water depth (cm)	Temperature (°C)		pH		DO (mg/L)		DO (%)		Turbidity (NTU)		Suspended Solids (mg/L)	
				Value	Average	Value	Average	Value	Average	Value	Average	Value	Average	Value	Average
01 June 2023	11:51	Fine	8	27.1	27.2	7.6	7.6	6.2	6.2	77.9	77.7	33.4	33.8	14.0	15.0
				27.2		7.6		6.2		77.5		34.1		16.0	
03 June 2023	17:34	Sunny	8	25.4	25.4	7.6	7.7	5.4	5.4	65.6	65.4	3.2	3.2	4.4	4.4
				25.4		7.7		5.4		65.2		3.2		4.3	
05 June 2023	12:06	Fine	9	28.4	28.4	7.5	7.5	4.1	4.1	53.2	53.2	13.1	13.1	6.2	6.4
				28.4		7.5		4.1		53.2		13.1		6.5	
07 June 2023	12:47	Cloudy	8	28.3	28.3	7.4	7.4	4.3	4.2	55.1	54.4	6.1	6.1	4.0	3.9
				28.3		7.4		4.2		53.6		6.1		3.8	
09 June 2023	15:20	Fine	7	29.8	29.8	8.3	8.3	4.6	4.5	60.0	59.1	17.1	17.2	22.0	21.5
				29.9		8.2		4.4		58.2		17.2		21.0	
13 June 2023	12:55	Fine	7	28.8	28.8	7.2	7.2	4.1	4.1	53.1	53.1	12.3	12.3	3.6	4.0
				28.8		7.2		4.1		53.1		12.3		4.3	
15 June 2023	15:28	Cloudy	7	29.1	29.1	7.7	7.6	5.5	5.5	71.1	71.4	20.8	20.0	8.9	8.6
				29.1		7.6		5.5		71.6		19.1		8.3	
17 June 2023	11:54	Cloudy	6	27.4	27.4	7.6	7.6	5.7	5.7	71.8	72.2	19.8	19.3	8.9	9.3
				27.4		7.6		5.7		72.6		18.8		9.6	
19 June 2023	12:21	Fine	9	27.7	27.7	7.6	7.6	6.8	6.7	86.1	85.2	14.1	13.9	3.0	3.1
				27.7		7.6		6.6		84.3		13.7		3.1	
21 June 2023	13:52	Sunny	6	29.4	29.5	7.7	7.6	4.2	4.1	54.9	53.6	14.9	14.8	5.5	5.5
				29.5		7.6		4.0		52.2		14.7		5.4	
23 June 2023	10:58	Fine	10	27.8	27.8	7.7	7.7	4.6	4.5	58.2	57.7	8.5	8.4	3.3	3.1
				27.8		7.7		4.5		57.1		8.4		2.9	
27 June 2023	12:31	Sunny	7	27.5	27.5	7.3	7.3	6.2	6.3	79.0	79.7	7.1	7.0	2.8	3.1
				27.5		7.3		6.3		80.4		7.0		3.3	
29 June 2023	9:10	Sunny	8	27.5	27.5	7.5	7.5	5.8	5.8	73.7	74.0	12.2	12.4	7.3	7.8
				27.5		7.5		5.9		74.3		12.5		8.2	

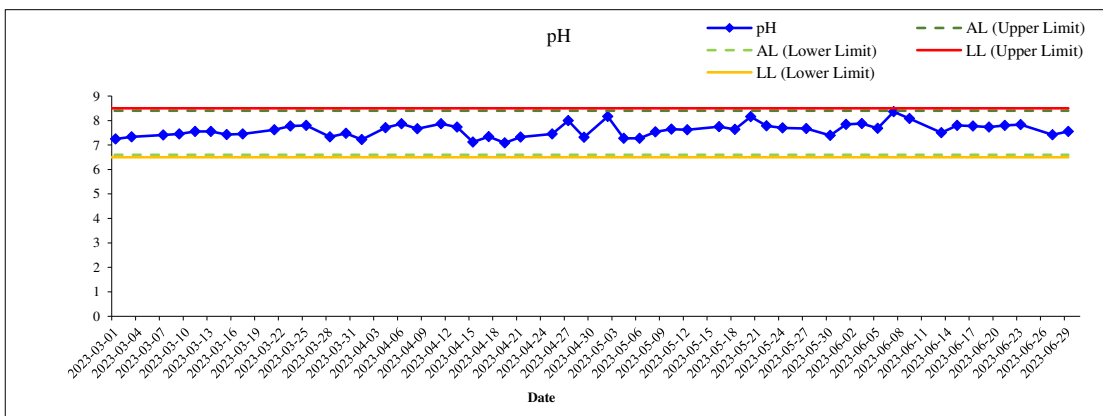
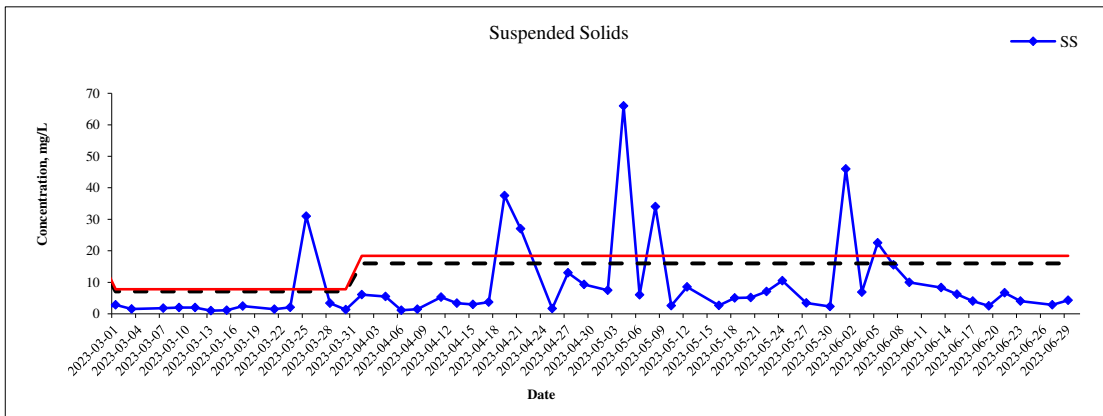
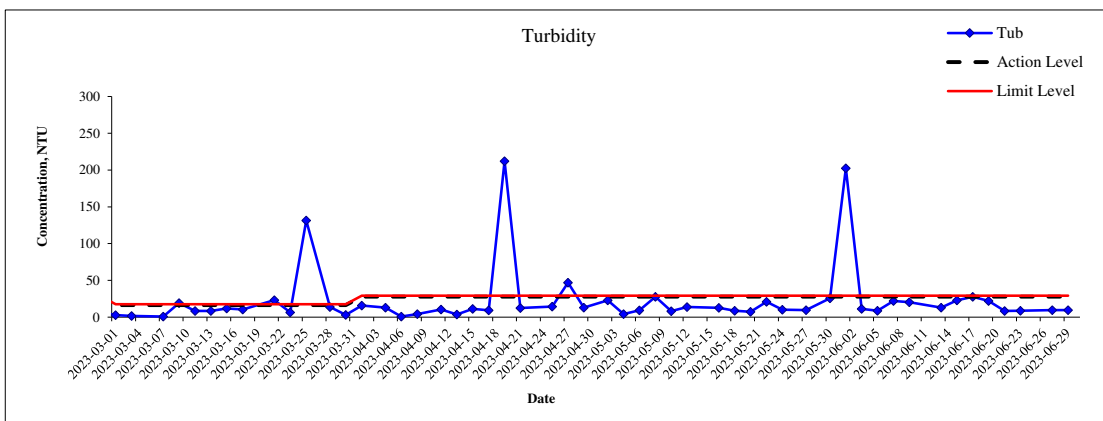
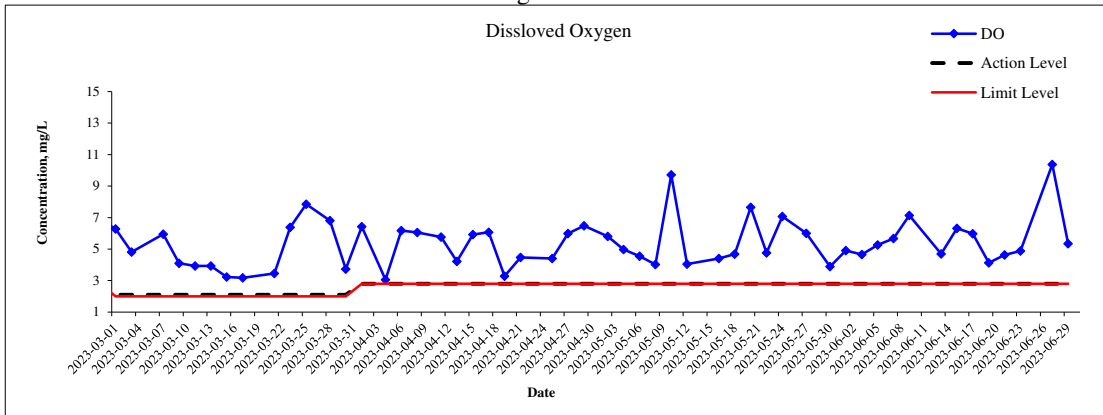
Water Quality Monitoring Location : U2

Date	Start Time	Weather	Water depth (cm)	Temperature (°C)		pH		DO (mg/L)		DO (%)		Turbidity (NTU)		Suspended Solids (mg/L)	
				Value	Average	Value	Average	Value	Average	Value	Average	Value	Average	Value	Average
01 June 2023	11:30	Fine	30	26.6	26.6	7.6	7.6	3.7	3.7	46.1	46.1	28.8	28.6	13.0	12.5
				26.6		7.6		3.7		46.0		28.3		12.0	
03 June 2023	17:19	Sunny	30	25.5	25.5	7.7	7.6	7.3	7.3	89.2	89.3	5.2	5.2	8.2	8.4
				25.6		7.6		7.3		89.3		5.1		8.5	
05 June 2023	11:48	Fine	24	29.3	29.3	7.9	7.9	8.3	8.2	107.8	107.3	8.6	8.6	4.9	5.0
				29.2		7.9		8.2		106.8		8.6		5.0	
07 June 2023	12:28	Cloudy	24	28.2	28.2	7.8	7.8	7.9	7.8	101.1	100.4	13.7	14.2	5.2	5.5
				28.2		7.8		7.8		99.7		14.7		5.8	
09 June 2023	14:37	Fine	26	29.5	29.5	7.9	7.9	5.9	5.9	77.5	78.0	32.6	32.3	9.9	10.5
				29.5		7.9		6.0		78.5		32.0		11.0	
13 June 2023	12:37	Fine	27	29.8	29.8	7.2	7.2	5.0	4.9	65.4	65.2	8.6	8.6	2.5	2.5
				29.8		7.2		4.9		64.9		8.5		2.5	
15 June 2023	15:08	Cloudy	25	27.9	27.9	7.8	7.7	5.8	5.7	73.6	72.9	20.9	21.3	9.5	9.0
				27.8		7.7		5.7		72.2		21.6		8.5	
17 June 2023	11:36	Cloudy	30	26.2	26.2	7.9	7.8	7.4	7.3	91.0	90.4	15.4	15.8	6.5	6.4
				26.2		7.8		7.3		89.7		16.2		6.2	
19 June 2023	12:09	Fine	28	27.7	27.7	7.8	7.8	5.4	5.4	68.6	68.6	12.5	13.2	2.4	2.5
				27.7		7.7		5.4		68.6		13.8		2.6	
21 June 2023	13:09	Sunny	25	30.3	30.3	7.5	7.5	4.4	4.3	58.0	57.7	10.1	10.5	3.2	3.0
				30.3		7.5		4.3		57.4		10.8		2.8	
23 June 2023	10:41	Fine	26	27.7	27.7	7.7	7.7	4.6	4.6	58.4	58.1	4.6	4.6	1.8	2.0
				27.7		7.8		4.6		57.8		4.6		2.2	
27 June 2023	12:18	Sunny	30	27.8	27.8	7.4	7.4	8.9	8.8	113.7	112.6	8.4	8.4	1.6	1.7
				27.8		7.3		8.8		111.5		8.4		1.8	
29 June 2023	8:51	Sunny	25	26.9	26.9	7.5	7.5	5.8	5.9	73.2	73.9	11.2	11.4	2.5	2.6
				26.9		7.5		5.9		74.5		11.5		2.7	

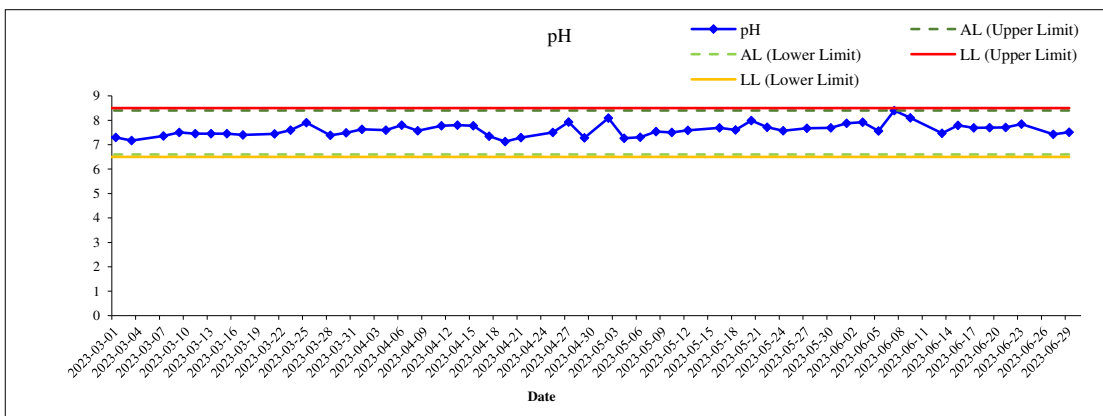
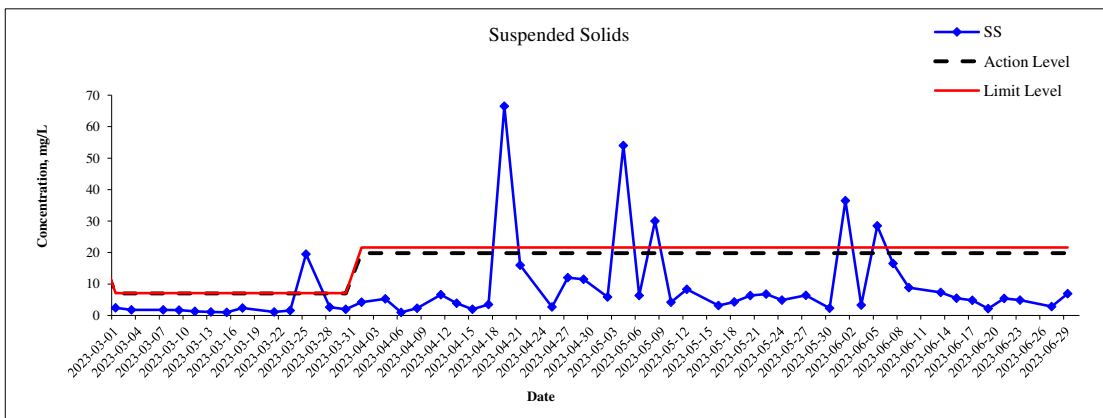
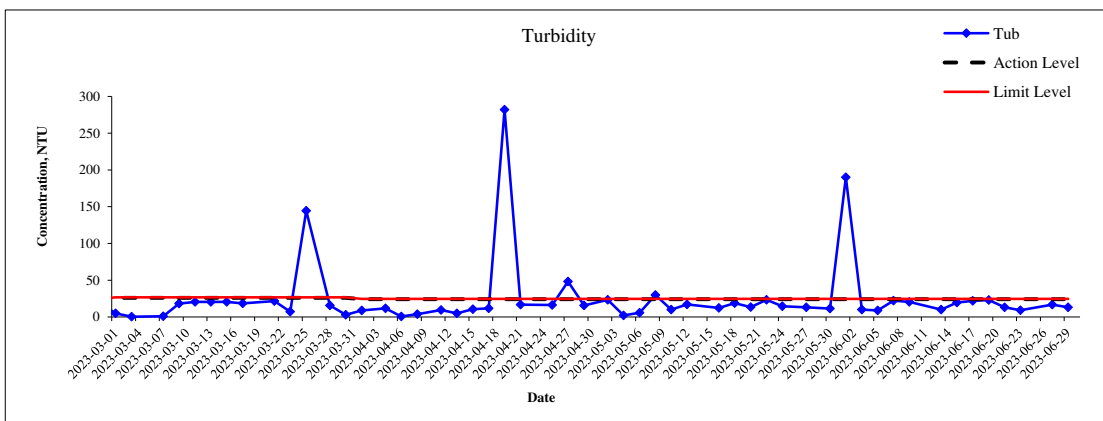
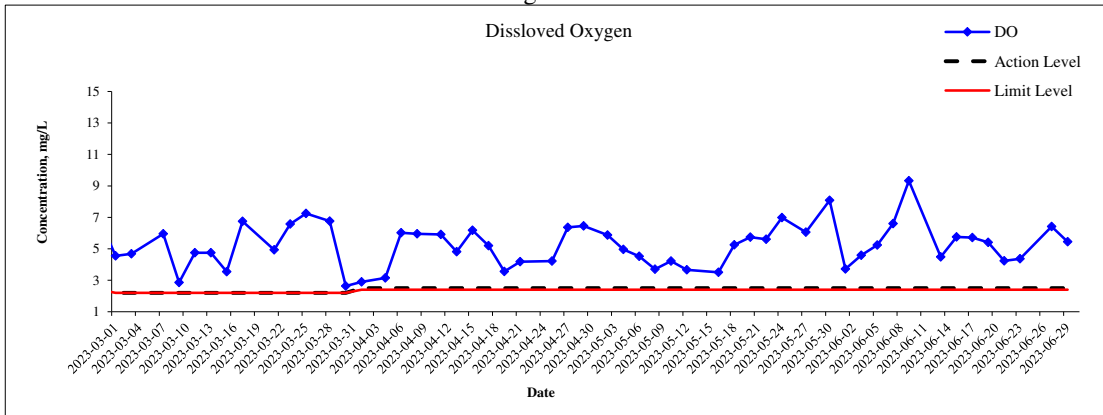
Water Quality Monitoring Location : HT

Date	Start Time	Weather	Water depth (cm)	Temperature (°C)		pH		DO (mg/L)		DO (%)		Turbidity (NTU)		Suspended Solids (mg/L)	
				Value	Average	Value	Average	Value	Average	Value	Average	Value	Average	Value	Average
01 June 2023	12:42	Fine	5	28.2	28.2	8.0	8.0	4.7	4.7	60.6	60.1	13.6	13.7	5.7	5.5
				28.2		8.0		4.6		59.5		13.7		5.2	
03 June 2023	18:07	Sunny	5	26.0	26.0	7.9	7.8	5.4	5.4	66.8	66.9	1.1	1.1	1.0	1.0
				26.1		7.8		5.4		66.9		1.1		1.0	
05 June 2023	12:48	Fine	6	29.4	29.4	7.7	7.7	5.6	5.5	72.7	72.0	5.7	6.7	4.0	4.5
				29.4		7.7		5.4		71.2		7.7		5.0	
07 June 2023	14:35	Cloudy	5	29.4	29.4	7.8	7.8	10.8	10.8	141.1	141.1	9.8	9.8	5.1	5.2
				29.4		7.8		10.8		141.1		9.8		5.2	
09 June 2023	15:59	Fine	5	29.6	29.6	7.9	7.9	5.1	5.1	66.5	67.1	30.6	30.6	13.0	13.0
				29.6		7.9		5.2		67.7		30.6		13.0	
13 June 2023	13:53	Fine	6	29.5	29.6	7.5	7.4	4.7	4.7	61.8	61.6	16.1	15.5	4.1	4.5
				29.6		7.4		4.7		61.4		14.8		4.8	
15 June 2023	16:18	Cloudy	5	28.2	28.2	7.8	7.8	5.3	5.2	67.7	67.3	19.1	20.0	7.1	6.2
				28.2		7.8		5.2		66.8		20.9		5.2	
17 June 2023	12:47	Cloudy	5	27.3	27.3	7.7	7.7	5.0	5.0	63.5	63.2	30.7	31.3	7.5	8.2
				27.3		7.7		5.0		62.8		31.9		8.9	
19 June 2023	13:13	Fine	6	28.2	28.2	7.9	7.9	6.3	6.3	81.3	80.4	12.4	12.9	1.6	1.6
				28.2		7.9		6.2		79.4		13.3		1.6	
21 June 2023	16:16	Sunny	6	30.6	30.6	7.7	7.7	4.6	4.6	60.9	61.9	9.4	9.4	3.2	3.4
				30.6		7.7		4.7		62.9		9.3		3.6	
23 June 2023	11:53	Fine	5	28.6	28.6	7.8	7.8	3.1	3.1	39.4	39.4	4.6	4.7	1.8	1.7
				28.6		7.8		3.1		39.4		4.8		1.5	
27 June 2023	13:14	Sunny	5	28.0	28.0	7.7	7.7	13.2	13.1	168.6	168.1	7.1	7.1	3.1	2.9
				28.0		7.6		13.1		167.5		7.2		2.7	
29 June 2023	10:51	Sunny	6	29.3	29.2	7.7	7.7	5.7	5.6	75.1	73.8	7.1	7.1	4.0	4.3
				29.2		7.7		5.6		72.5		7.1		4.5	

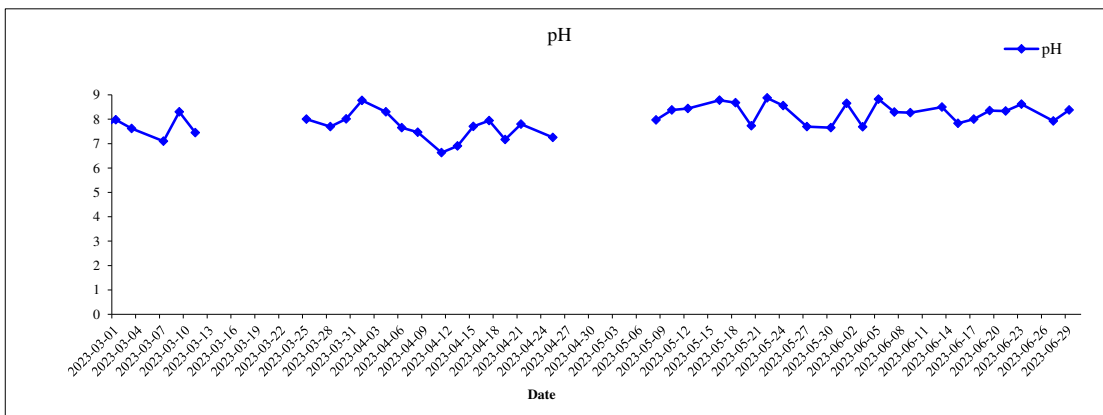
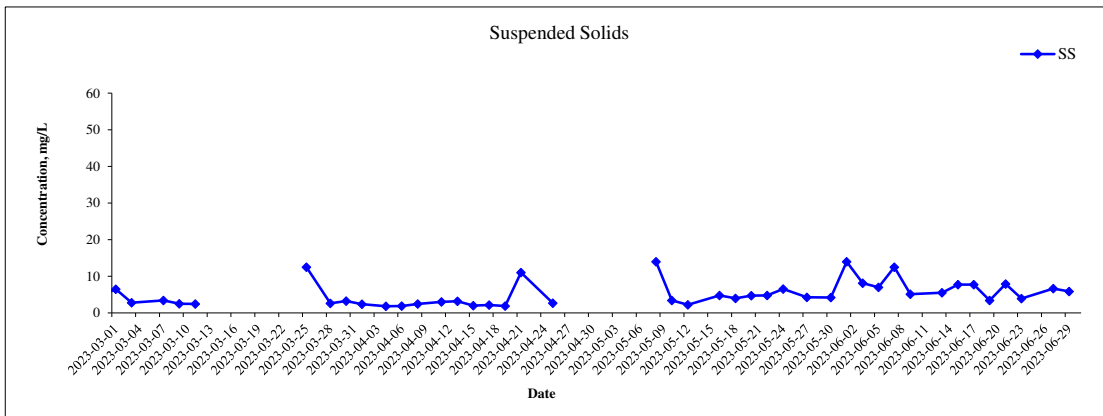
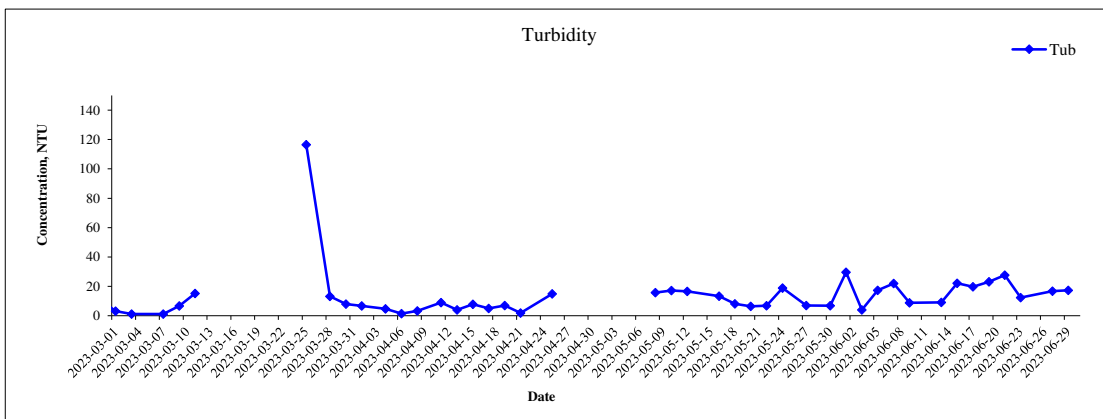
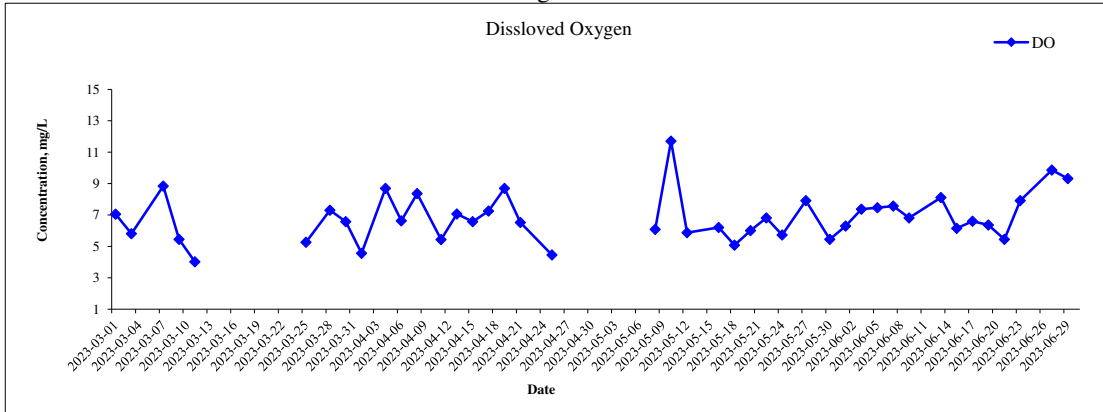
Monitoring Location: TKW1



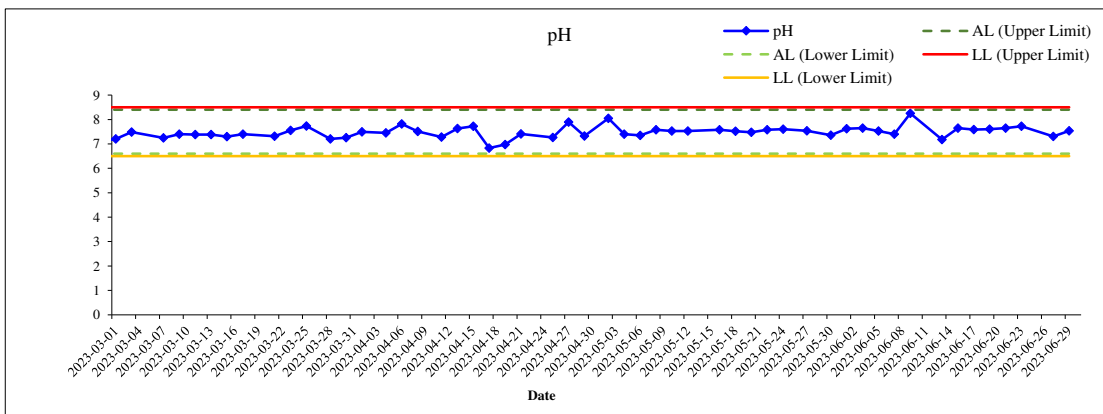
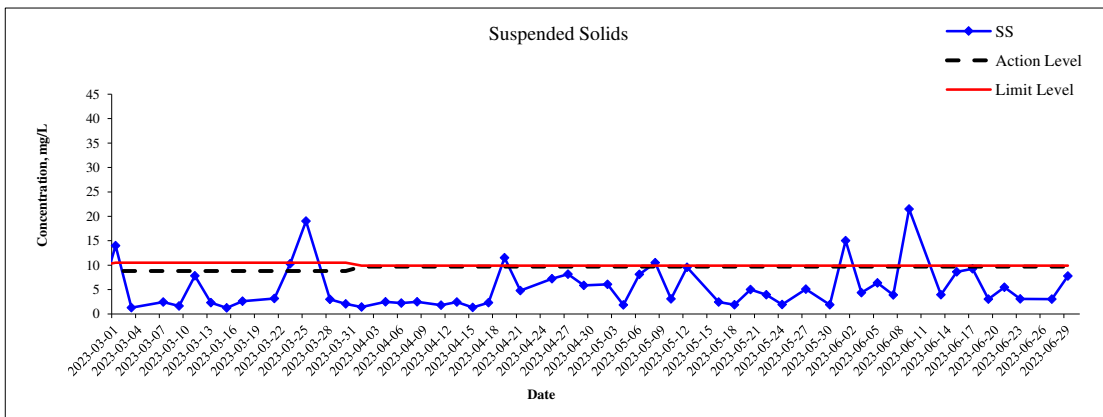
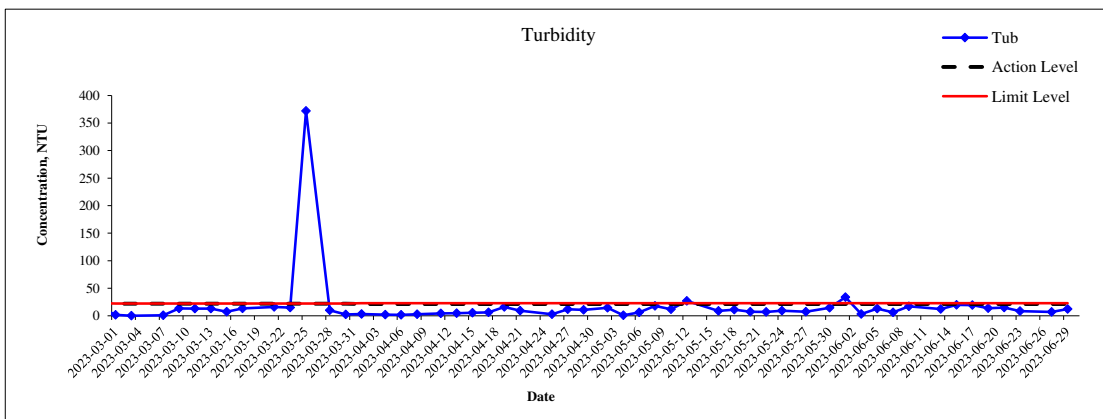
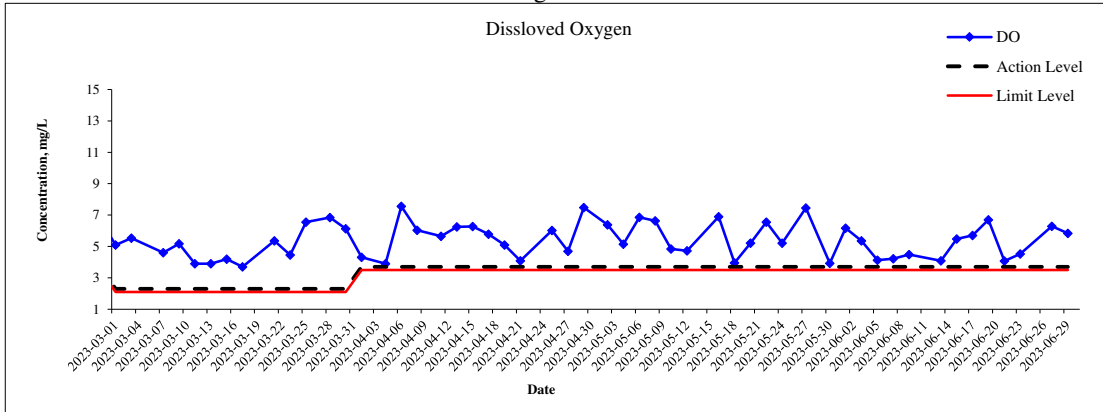
Monitoring Location: TKW



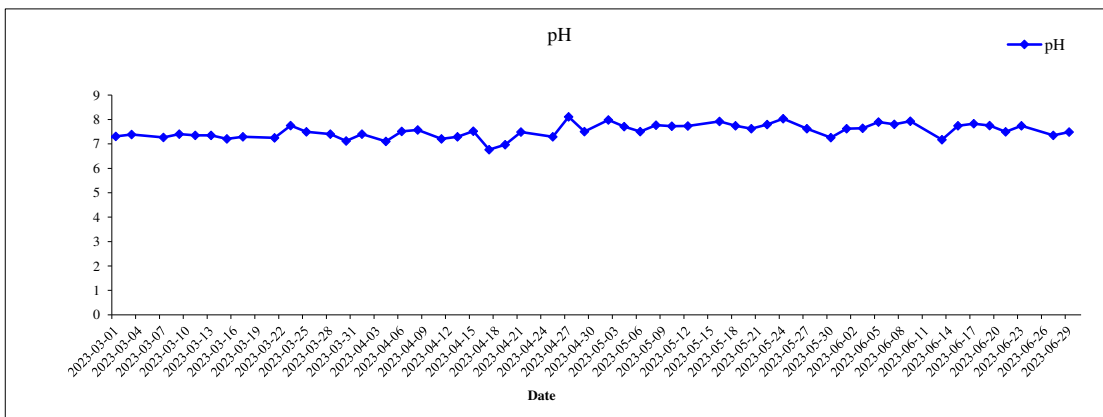
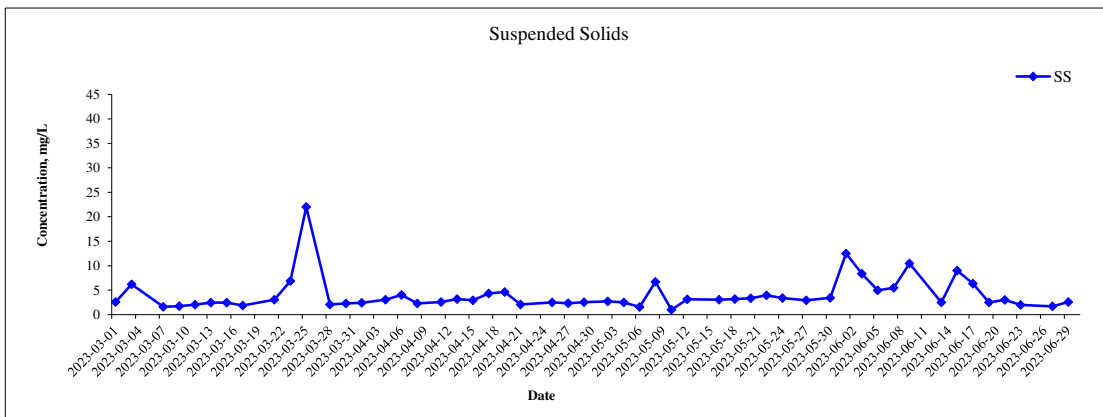
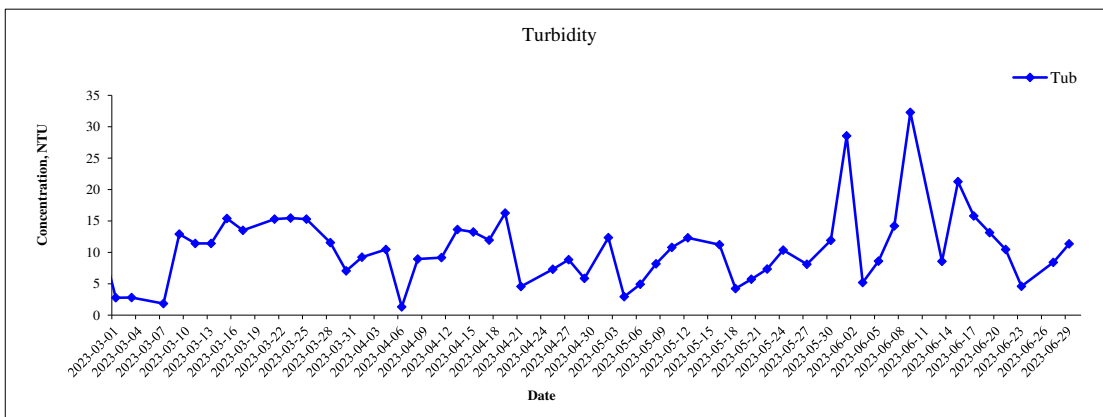
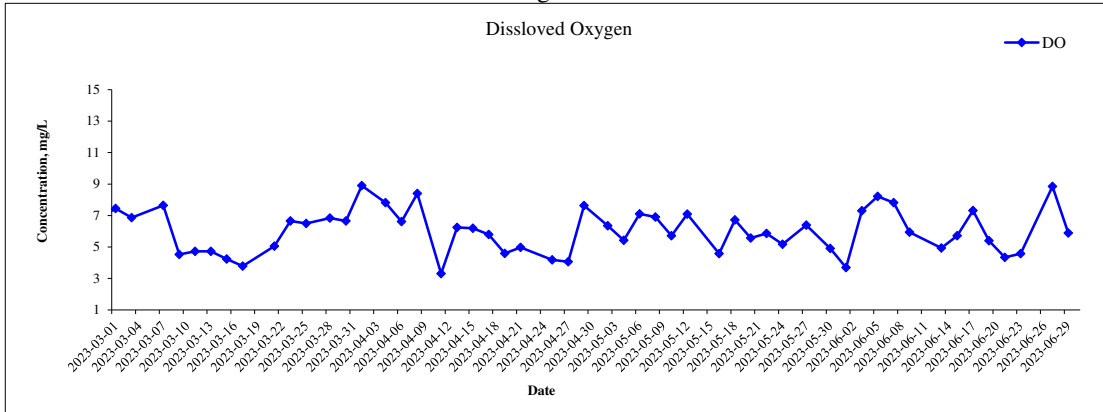
Monitoring Location: U1



Monitoring Location: SW



Monitoring Location: U2



Monitoring Location: HT

